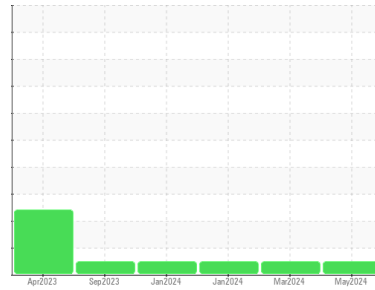




OIL ANALYSIS REPORT

Sample Rating Trend



NORMAL



Area

Pillen Family Farms

Machine Id
LSTK 69

Component
Diesel Engine

Fluid
 DIESEL ENGINE OIL SAE 40 (--- GAL)

DIAGNOSIS

Recommendation

Resample at the next service interval to monitor. Please specify the component make and model with your next sample. Please specify the brand, type, and viscosity of the oil on your next sample.

Wear

Metal levels are typical for a new component breaking in.

Contamination

There is no indication of any contamination in the oil.

Fluid Condition

The BN result indicates that there is suitable alkalinity remaining in the oil. The condition of the oil is suitable for further service.

| SAMPLE INFORMATION | | method | limit/base | current | history1 | history2 |
|--------------------|-------------|-------------|------------|--------------------|-------------|-------------|
| Sample Number | Client Info | | | SBP0006843 | SBP0006825 | SBP0006178 |
| Sample Date | Client Info | | | 10 May 2024 | 18 Mar 2024 | 12 Jan 2024 |
| Machine Age | mls | Client Info | | 12000 | 12000 | 12000 |
| Oil Age | mls | Client Info | | 0 | 0 | 12000 |
| Oil Changed | Client Info | | | Not Changed | Not Changed | Not Changed |
| Sample Status | | | | NORMAL | NORMAL | NORMAL |

| CONTAMINATION | | method | limit/base | current | history1 | history2 |
|---------------|-----------|--------|------------|----------------|----------|----------|
| Fuel | WC Method | >5 | | <1.0 | <1.0 | <1.0 |
| Water | WC Method | >0.2 | | NEG | NEG | NEG |
| Glycol | WC Method | | | NEG | NEG | NEG |

| WEAR METALS | | method | limit/base | current | history1 | history2 |
|-------------|-----|-------------|------------|--------------|----------|----------|
| Iron | ppm | ASTM D5185m | >100 | 10 | 9 | 4 |
| Chromium | ppm | ASTM D5185m | >20 | <1 | <1 | <1 |
| Nickel | ppm | ASTM D5185m | >4 | 0 | <1 | 0 |
| Titanium | ppm | ASTM D5185m | | 0 | 0 | <1 |
| Silver | ppm | ASTM D5185m | >3 | <1 | 0 | 0 |
| Aluminum | ppm | ASTM D5185m | >20 | 2 | 2 | 2 |
| Lead | ppm | ASTM D5185m | >40 | <1 | 0 | 1 |
| Copper | ppm | ASTM D5185m | >330 | <1 | <1 | <1 |
| Tin | ppm | ASTM D5185m | >15 | <1 | 0 | 1 |
| Vanadium | ppm | ASTM D5185m | | 0 | 0 | 0 |
| Cadmium | ppm | ASTM D5185m | | 0 | 0 | 0 |

| ADDITIVES | | method | limit/base | current | history1 | history2 |
|------------|-----|-------------|------------|--------------|----------|----------|
| Boron | ppm | ASTM D5185m | 250 | 0 | <1 | 0 |
| Barium | ppm | ASTM D5185m | 10 | 0 | 0 | 0 |
| Molybdenum | ppm | ASTM D5185m | 100 | 63 | 55 | 60 |
| Manganese | ppm | ASTM D5185m | | <1 | 0 | <1 |
| Magnesium | ppm | ASTM D5185m | 450 | 1113 | 968 | 918 |
| Calcium | ppm | ASTM D5185m | 3000 | 1259 | 1066 | 992 |
| Phosphorus | ppm | ASTM D5185m | 1150 | 1155 | 912 | 1016 |
| Zinc | ppm | ASTM D5185m | 1350 | 1498 | 1212 | 1178 |
| Sulfur | ppm | ASTM D5185m | 4250 | 4122 | 3381 | 2957 |

| CONTAMINANTS | | method | limit/base | current | history1 | history2 |
|--------------|-----|-------------|------------|----------|----------|----------|
| Silicon | ppm | ASTM D5185m | >25 | 4 | 3 | 4 |
| Sodium | ppm | ASTM D5185m | >216 | 1 | 2 | 2 |
| Potassium | ppm | ASTM D5185m | >20 | 3 | <1 | 4 |

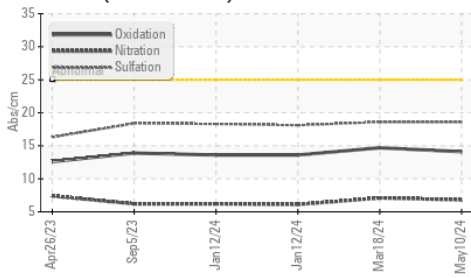
| INFRA-RED | | method | limit/base | current | history1 | history2 |
|-----------|----------|-------------|------------|-------------|----------|----------|
| Soot % | % | *ASTM D7844 | >3 | 0.3 | 0.3 | 0.2 |
| Nitration | Abs/cm | *ASTM D7624 | >20 | 6.8 | 7.1 | 6.1 |
| Sulfation | Abs/.1mm | *ASTM D7415 | >30 | 18.6 | 18.6 | 18.1 |

| FLUID DEGRADATION | | method | limit/base | current | history1 | history2 |
|-------------------|----------|-------------|------------|-------------|----------|----------|
| Oxidation | Abs/.1mm | *ASTM D7414 | >25 | 14.1 | 14.7 | 13.6 |
| Base Number (BN) | mg KOH/g | ASTM D2896 | 8.5 | 8.3 | 8.2 | 8.4 |

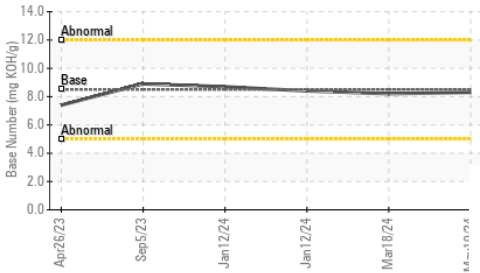


OIL ANALYSIS REPORT

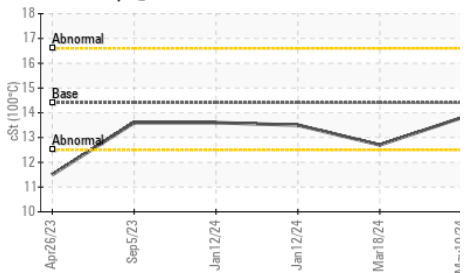
FT-IR (Direct Trend)



Base Number



Viscosity @ 100°C

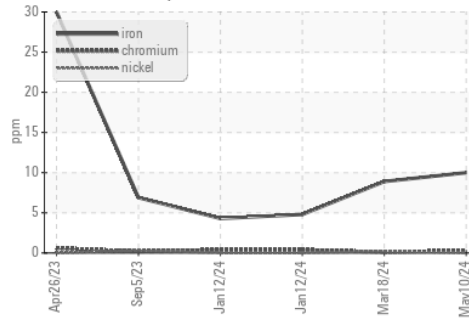


| VISUAL | method | limit/base | current | history1 | history2 |
|------------------|--------|------------|---------|----------|----------|
| White Metal | scalar | *Visual | NONE | NONE | NONE |
| Yellow Metal | scalar | *Visual | NONE | NONE | NONE |
| Precipitate | scalar | *Visual | NONE | NONE | NONE |
| Silt | scalar | *Visual | NONE | NONE | NONE |
| Debris | scalar | *Visual | NONE | NONE | NONE |
| Sand/Dirt | scalar | *Visual | NONE | NONE | NONE |
| Appearance | scalar | *Visual | NORML | NORML | NORML |
| Odor | scalar | *Visual | NORML | NORML | NORML |
| Emulsified Water | scalar | *Visual | >0.2 | NEG | NEG |
| Free Water | scalar | *Visual | | NEG | NEG |

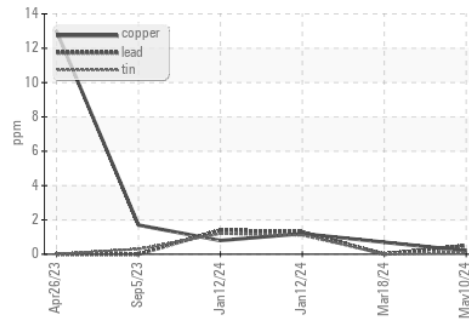
| FLUID PROPERTIES | method | limit/base | current | history1 | history2 |
|------------------|--------|------------|---------|----------|----------|
| Visc @ 100°C | cSt | ASTM D445 | 14.4 | 13.8 | 12.7 |

GRAPHS

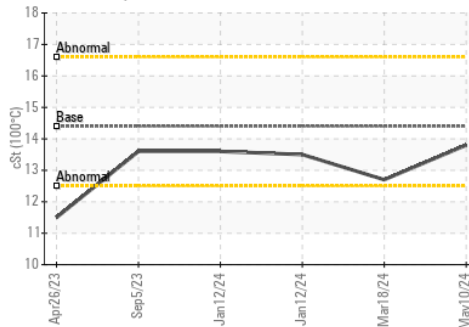
Ferrous Alloys



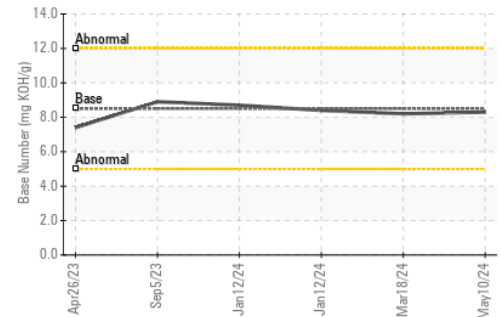
Non-ferrous Metals



Viscosity @ 100°C



Base Number



Certificate L2367

Laboratory : WearCheck USA - 501 Madison Ave., Cary, NC 27513
Sample No. : SBP0006843
Lab Number : 06193302
Unique Number : 11050054
Test Package : FLEET
Received : 28 May 2024
Tested : 30 May 2024
Diagnosed : 30 May 2024 - Wes Davis

Pillen Family Farms - 722828
 26741 NE-91
 Humphrey, NE
 US 61357
 Contact: Troy Runge
 troyr@pillenfarms.com
 T: (308)390-6733
 F:

To discuss this sample report, contact Customer Service at 1-800-237-1369.

* - Denotes test methods that are outside of the ISO 17025 scope of accreditation.

Statements of conformity to specifications are based on the simple acceptance decision rule (JCGM 106:2012)