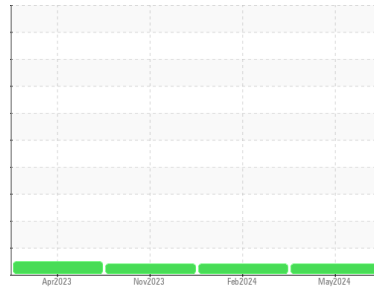




OIL ANALYSIS REPORT

Sample Rating Trend



VISCOSITY



Machine Id

800 HP

Component

Outboard Bearing

Fluid

ROYAL PURPLE SYNFILM GT 32 (--- GAL)

DIAGNOSIS

Recommendation

No corrective action is recommended at this time. Resample at the next service interval to monitor.

Wear

All component wear rates are normal.

Contamination

The water content is negligible. There is no indication of any contamination in the oil.

Fluid Condition

Viscosity of sample indicates oil is within ISO 46 range, advise investigate. Confirm oil type. The AN level is acceptable for this fluid.

SAMPLE INFORMATION

	method	limit/base	current	history1	history2
Sample Number	Client Info		RP0039918	RP0036098	RP0032098
Sample Date	Client Info		23 May 2024	19 Feb 2024	01 Nov 2023
Machine Age	hrs	Client Info	0	0	0
Oil Age	hrs	Client Info	0	0	0
Oil Changed	Client Info		N/A	N/A	N/A
Sample Status			ATTENTION	ATTENTION	ATTENTION

WEAR METALS

	method	limit/base	current	history1	history2
Iron	ppm	ASTM D5185m >20	<1	0	0
Chromium	ppm	ASTM D5185m >20	<1	<1	0
Nickel	ppm	ASTM D5185m >20	<1	0	<1
Titanium	ppm	ASTM D5185m	<1	0	0
Silver	ppm	ASTM D5185m	1	0	0
Aluminum	ppm	ASTM D5185m >20	1	0	<1
Lead	ppm	ASTM D5185m >20	<1	0	0
Copper	ppm	ASTM D5185m >20	<1	0	0
Tin	ppm	ASTM D5185m >20	<1	0	0
Vanadium	ppm	ASTM D5185m	<1	0	0
Cadmium	ppm	ASTM D5185m	<1	0	0

ADDITIVES

	method	limit/base	current	history1	history2
Boron	ppm	ASTM D5185m	0	0	0
Barium	ppm	ASTM D5185m	0	0	0
Molybdenum	ppm	ASTM D5185m	<1	0	0
Manganese	ppm	ASTM D5185m	<1	0	0
Magnesium	ppm	ASTM D5185m	83	66	82
Calcium	ppm	ASTM D5185m	0	0	3
Phosphorus	ppm	ASTM D5185m	4	0	4
Zinc	ppm	ASTM D5185m	0	0	0

CONTAMINANTS

	method	limit/base	current	history1	history2
Silicon	ppm	ASTM D5185m >15	2	0	<1
Sodium	ppm	ASTM D5185m	0	0	1
Potassium	ppm	ASTM D5185m >20	<1	0	1
Water	%	ASTM D6304 >2	0.022	0.014	0.022
ppm Water	ppm	ASTM D6304	226	148	225

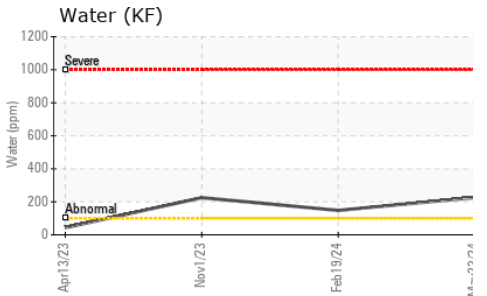
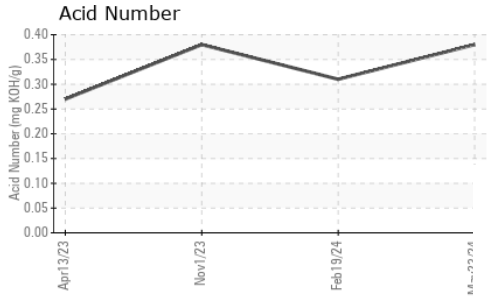
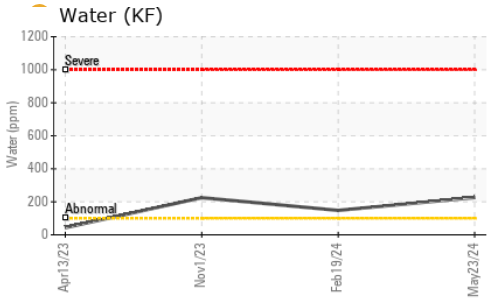
FLUID DEGRADATION

	method	limit/base	current	history1	history2
Acid Number (AN)	mg KOH/g	ASTM D8045	0.38	0.31	0.38

VISUAL


	method	limit/base	current	history1	history2
White Metal	scalar	*Visual NONE	NONE	NONE	NONE
Yellow Metal	scalar	*Visual NONE	NONE	NONE	NONE
Precipitate	scalar	*Visual NONE	NONE	NONE	NONE
Silt	scalar	*Visual NONE	NONE	NONE	NONE
Debris	scalar	*Visual NONE	NONE	NONE	NONE
Sand/Dirt	scalar	*Visual NONE	NONE	NONE	NONE
Appearance	scalar	*Visual NORML	NORML	NORML	NORML
Odor	scalar	*Visual NORML	NORML	NORML	NORML
Emulsified Water	scalar	*Visual >2	NEG	NEG	NEG
Free Water	scalar	*Visual	NEG	NEG	NEG

OIL ANALYSIS REPORT

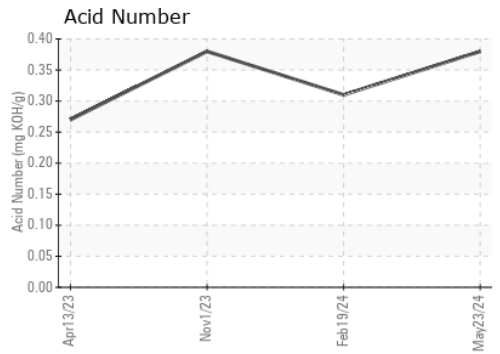
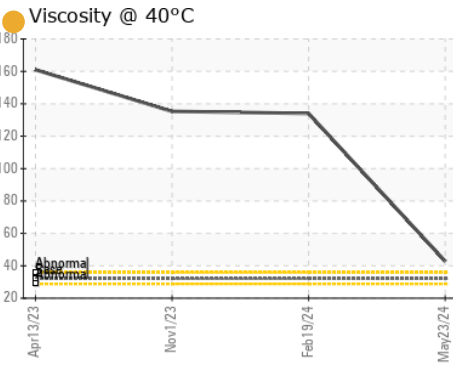
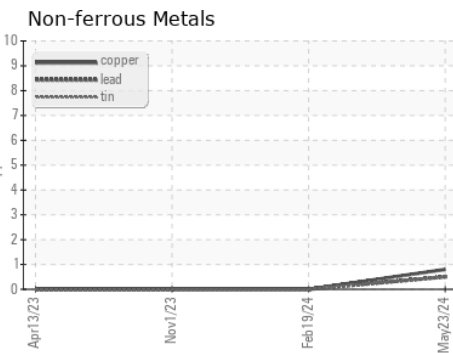
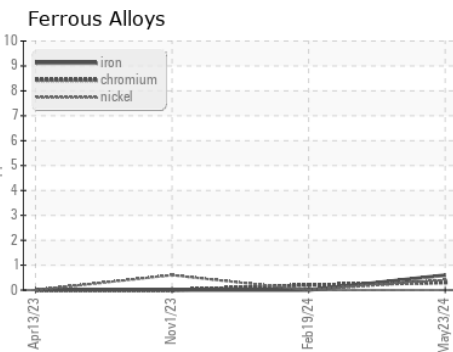


FLUID PROPERTIES		method	limit/base	current	history1	history2
Visc @ 40°C	cSt	ASTM D445	32	42.8	134	135.3

SAMPLE IMAGES		method	limit/base	current	history1	history2
---------------	--	--------	------------	---------	----------	----------



GRAPHS



Laboratory : WearCheck USA - 501 Madison Ave., Cary, NC 27513
Sample No. : RP0039918
Lab Number : 06194079
Unique Number : 11056202
Test Package : IND 2

Received : 29 May 2024
Tested : 03 Jun 2024
Diagnosed : 03 Jun 2024 - Jonathan Hester

ENERGY TRANSFER - LONGVIEW
 1010 COX DIARY RD
 LONGVIEW, TX
 US 75601
 Contact: Service Manager

To discuss this sample report, contact Customer Service at 1-800-237-1369.

* - Denotes test methods that are outside of the ISO 17025 scope of accreditation.

Statements of conformity to specifications are based on the simple acceptance decision rule (JCGM 106:2012)

T:
F: