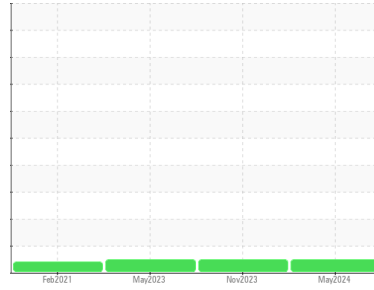




OIL ANALYSIS REPORT

Sample Rating Trend



NORMAL



Area
S-460 [9779]
 Machine Id
KAESER 1905 - UPR RR
 Component
Compressor

DIAGNOSIS

Recommendation

Resample at the next service interval to monitor.

Wear

All component wear rates are normal.

Contamination

There is no indication of any contamination in the oil.

Fluid Condition

The AN level is acceptable for this fluid. The condition of the oil is suitable for further service.

SAMPLE INFORMATION		method	limit/base	current	history1	history2
Sample Number	Client Info			UDI0000221	UCH06037949	UCH05849805
Sample Date	Client Info			21 May 2024	17 Nov 2023	11 May 2023
Machine Age	hrs	Client Info		69476	65108	61227
Oil Age	hrs	Client Info		8249	0	10229
Oil Changed	Client Info			Changed	Changed	Changed
Sample Status				NORMAL	NORMAL	NORMAL

CONTAMINATION		method	limit/base	current	history1	history2
Water	WC Method		>0.05	NEG	NEG	NEG

WEAR METALS		method	limit/base	current	history1	history2
Iron	ppm	ASTM D5185m	>50	<1	0	0
Chromium	ppm	ASTM D5185m	>10	<1	<1	0
Nickel	ppm	ASTM D5185m	>3	<1	<1	0
Titanium	ppm	ASTM D5185m	>3	<1	0	0
Silver	ppm	ASTM D5185m	>2	1	0	0
Aluminum	ppm	ASTM D5185m	>10	1	1	0
Lead	ppm	ASTM D5185m	>10	<1	0	0
Copper	ppm	ASTM D5185m	>50	11	6	9
Tin	ppm	ASTM D5185m	>10	<1	<1	<1
Antimony	ppm	ASTM D5185m		---	---	---
Vanadium	ppm	ASTM D5185m		<1	0	0
Cadmium	ppm	ASTM D5185m		<1	<1	0

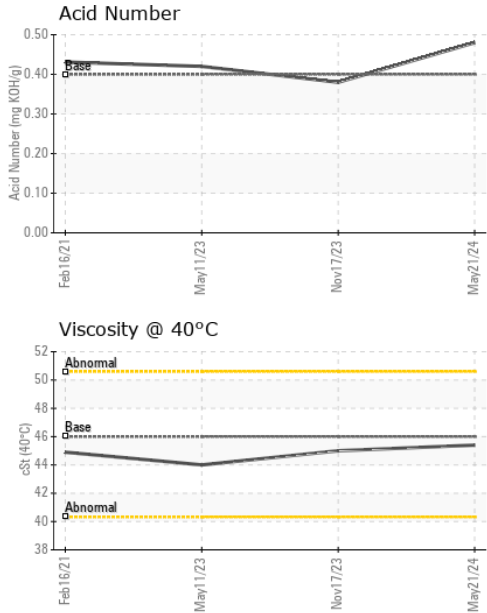
ADDITIVES		method	limit/base	current	history1	history2
Boron	ppm	ASTM D5185m		0	0	0
Barium	ppm	ASTM D5185m	90	0	2	0
Molybdenum	ppm	ASTM D5185m		<1	<1	0
Manganese	ppm	ASTM D5185m		<1	<1	<1
Magnesium	ppm	ASTM D5185m	90	<1	<1	2
Calcium	ppm	ASTM D5185m	2	0	<1	0
Phosphorus	ppm	ASTM D5185m		<1	5	2
Zinc	ppm	ASTM D5185m		0	0	0
Sulfur	ppm	ASTM D5185m		18264	16980	16223

CONTAMINANTS		method	limit/base	current	history1	history2
Silicon	ppm	ASTM D5185m	>25	1	0	0
Sodium	ppm	ASTM D5185m		<1	0	<1
Potassium	ppm	ASTM D5185m	>20	<1	<1	<1

FLUID DEGRADATION		method	limit/base	current	history1	history2
Acid Number (AN)	mg KOH/g	ASTM D8045	0.4	0.48	0.38	0.42




OIL ANALYSIS REPORT



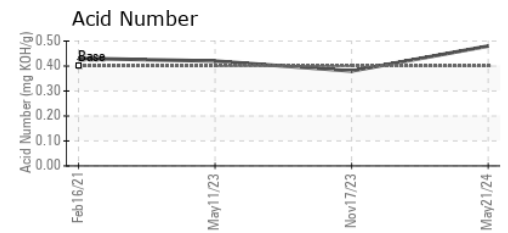
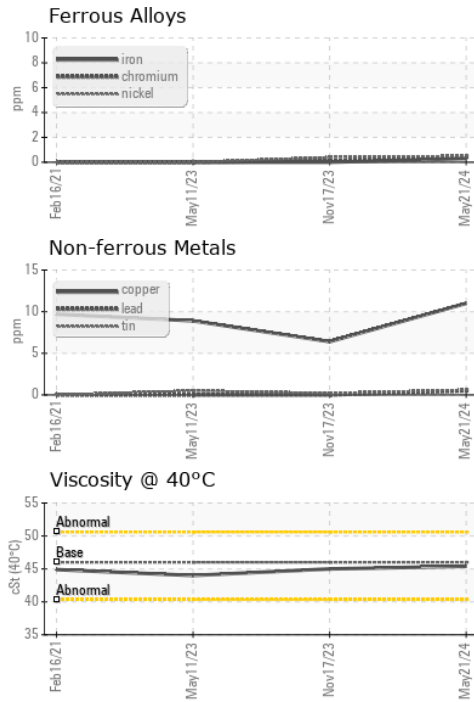
VISUAL	method	limit/base	current	history1	history2
White Metal	scalar	*Visual	NONE	NONE	NONE
Yellow Metal	scalar	*Visual	NONE	NONE	NONE
Precipitate	scalar	*Visual	NONE	NONE	NONE
Silt	scalar	*Visual	NONE	NONE	NONE
Debris	scalar	*Visual	NONE	LIGHT	NONE
Sand/Dirt	scalar	*Visual	NONE	NONE	NONE
Appearance	scalar	*Visual	NORML	NORML	NORML
Odor	scalar	*Visual	NORML	NORML	NORML
Emulsified Water	scalar	*Visual	>0.05	NEG	NEG
Free Water	scalar	*Visual		NEG	NEG

FLUID PROPERTIES	method	limit/base	current	history1	history2	
Visc @ 40°C	cSt	ASTM D445	46	45.4	45.0	44.0

SAMPLE IMAGES	method	limit/base	current	history1	history2
---------------	--------	------------	---------	----------	----------



GRAPHS



Laboratory : WearCheck USA - 501 Madison Ave., Cary, NC 27513
Sample No. : UDI0000221 **Received** : 29 May 2024
Lab Number : **06194211** **Tested** : 30 May 2024
Unique Number : 11056334 **Diagnosed** : 31 May 2024 - Angela Borella
Test Package : IND 2

DELTA INDUSTRIES - DOWNERS GROVE
 2201 CURTISS STREET
 DOWNERS GROVE, IL
 US 60515
 Contact: MICHAEL FERRIS

To discuss this sample report, contact Customer Service at 1-800-237-1369.
 * - Denotes test methods that are outside of the ISO 17025 scope of accreditation.
 Statements of conformity to specifications are based on the simple acceptance decision rule (JCGM 106:2012)