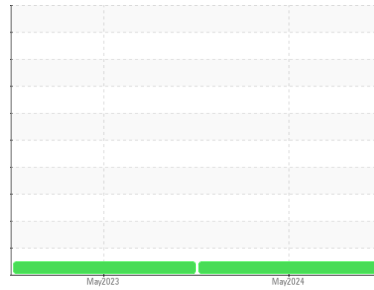




OIL ANALYSIS REPORT

Sample Rating Trend



NORMAL



Machine Id
LIVERPOOL E1503
 Component
Transmission (Auto)
 Fluid
DEXRON III (--- QTS)

DIAGNOSIS

Recommendation

Resample at the next service interval to monitor.

Wear

All component wear rates are normal.

Contamination

There is no indication of any contamination in the fluid.

Fluid Condition

The condition of the fluid is acceptable for the time in service.

SAMPLE INFORMATION		method	limit/base	current	history1	history2
Sample Number	Client Info			WC0941892	WC0710283	---
Sample Date	Client Info			28 May 2024	20 May 2023	---
Machine Age	mls	Client Info		0	0	---
Oil Age	mls	Client Info		0	0	---
Oil Changed	Client Info			N/A	N/A	---
Sample Status				NORMAL	NORMAL	---

CONTAMINATION		method	limit/base	current	history1	history2
Water	WC Method		>0.1	NEG	NEG	---

WEAR METALS		method	limit/base	current	history1	history2
Iron	ppm	ASTM D5185m	>160	9	27	---
Chromium	ppm	ASTM D5185m	>5	0	<1	---
Nickel	ppm	ASTM D5185m	>5	0	<1	---
Titanium	ppm	ASTM D5185m		<1	0	---
Silver	ppm	ASTM D5185m	>5	<1	0	---
Aluminum	ppm	ASTM D5185m	>50	2	0	---
Lead	ppm	ASTM D5185m	>50	9	0	---
Copper	ppm	ASTM D5185m	>225	9	<1	---
Tin	ppm	ASTM D5185m	>10	<1	0	---
Vanadium	ppm	ASTM D5185m		<1	0	---
Cadmium	ppm	ASTM D5185m		<1	0	---

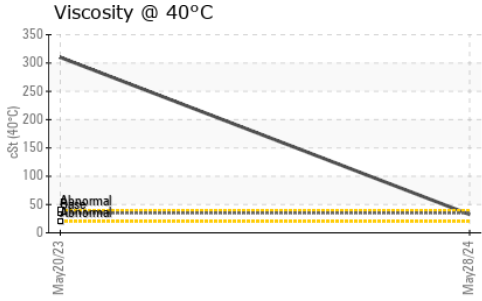
ADDITIVES		method	limit/base	current	history1	history2
Boron	ppm	ASTM D5185m		73	231	---
Barium	ppm	ASTM D5185m		0	0	---
Molybdenum	ppm	ASTM D5185m		0	2	---
Manganese	ppm	ASTM D5185m		<1	2	---
Magnesium	ppm	ASTM D5185m		2	5	---
Calcium	ppm	ASTM D5185m		146	49	---
Phosphorus	ppm	ASTM D5185m		230	977	---
Zinc	ppm	ASTM D5185m		9	49	---
Sulfur	ppm	ASTM D5185m		939	23666	---

CONTAMINANTS		method	limit/base	current	history1	history2
Silicon	ppm	ASTM D5185m	>20	5	3	---
Sodium	ppm	ASTM D5185m		7	2	---
Potassium	ppm	ASTM D5185m	>20	4	2	---

VISUAL		method	limit/base	current	history1	history2
White Metal	scalar	*Visual	NONE	NONE	NONE	---
Yellow Metal	scalar	*Visual	NONE	NONE	NONE	---
Precipitate	scalar	*Visual	NONE	NONE	NONE	---
Silt	scalar	*Visual	NONE	NONE	NONE	---
Debris	scalar	*Visual	NONE	NONE	NONE	---
Sand/Dirt	scalar	*Visual	NONE	NONE	NONE	---
Appearance	scalar	*Visual	NORML	NORML	NORML	---
Odor	scalar	*Visual	NORML	NORML	NORML	---
Emulsified Water	scalar	*Visual	>0.1	NEG	NEG	---
Free Water	scalar	*Visual		NEG	NEG	---



OIL ANALYSIS REPORT



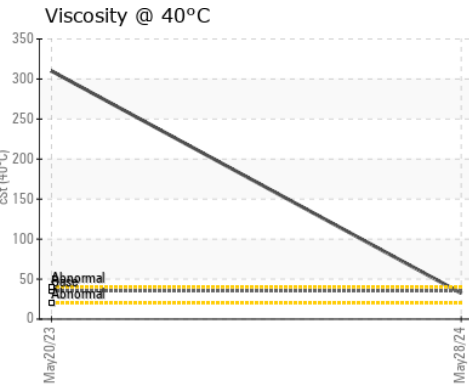
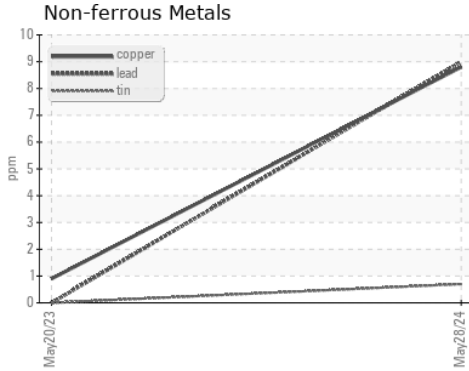
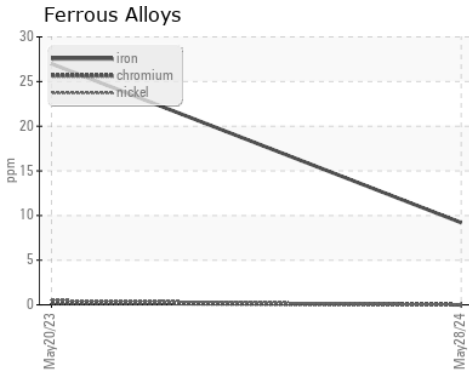
FLUID PROPERTIES

method	limit/base	current	history1	history2	
Visc @ 40°C	cSt ASTM D445	35.0	32.4	310	---

SAMPLE IMAGES

method	limit/base	current	history1	history2
Color			no image	no image
Bottom			no image	no image

GRAPHS



Certificate L2367

Laboratory : WearCheck USA - 501 Madison Ave., Cary, NC 27513
Sample No. : WC0941892
Lab Number : 06194478
Unique Number : 11056601
Test Package : CONST

Received : 29 May 2024
Tested : 31 May 2024
Diagnosed : 31 May 2024 - Sean Felton

SIDDONS-MARTIN EMERGENCY GROUP
 4401 REX RD
 FRIENDSWOOD, TX 77546
 Contact: DOUGLAS DLOUHY
 DDLOUHY@SIDDONS-MARTIN.COM

To discuss this sample report, contact Customer Service at 1-800-237-1369.

* - Denotes test methods that are outside of the ISO 17025 scope of accreditation.

Statements of conformity to specifications are based on the simple acceptance decision rule (JCGM 106:2012)

T:
F: