



OIL ANALYSIS REPORT

Sample Rating Trend

NORMAL



Area

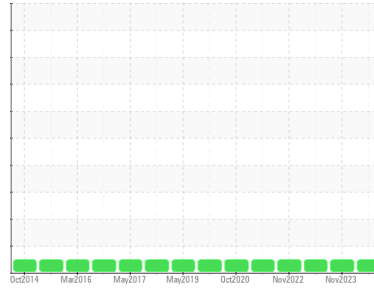
CS-46 [PM6-3270078]

Machine Id

PALATEK 05F035 - QUALITY FLEET SERVICE - STOCKTON

Component

Compressor



DIAGNOSIS

Recommendation

Resample at the next service interval to monitor.

Wear

All component wear rates are normal.

Contamination

There is no indication of any contamination in the oil.

Fluid Condition

The AN level is acceptable for this fluid. The condition of the oil is suitable for further service.

SAMPLE INFORMATION

	method	limit/base	current	history1	history2
Sample Number	Client Info		UCH06196770	UCH06018282	UCH05856749
Sample Date	Client Info		14 May 2024	08 Nov 2023	05 May 2023
Machine Age	hrs	Client Info	58546	59646	58531
Oil Age	hrs	Client Info	3900	0	18
Oil Changed	Client Info		Changed	Not Changd	Not Changd
Sample Status			NORMAL	NORMAL	NORMAL

CONTAMINATION

	method	limit/base	current	history1	history2
Water	WC Method	>0.1	NEG	NEG	NEG

WEAR METALS

	method	limit/base	current	history1	history2
Iron	ppm	ASTM D5185m >50	0	<1	0
Chromium	ppm	ASTM D5185m >10	<1	<1	0
Nickel	ppm	ASTM D5185m	0	<1	0
Titanium	ppm	ASTM D5185m	<1	0	0
Silver	ppm	ASTM D5185m	0	0	0
Aluminum	ppm	ASTM D5185m >25	2	<1	<1
Lead	ppm	ASTM D5185m >25	<1	<1	0
Copper	ppm	ASTM D5185m >50	1	<1	0
Tin	ppm	ASTM D5185m >15	<1	<1	0
Vanadium	ppm	ASTM D5185m	0	0	0
Cadmium	ppm	ASTM D5185m	0	<1	0

ADDITIVES

	method	limit/base	current	history1	history2
Boron	ppm	ASTM D5185m 1.5	0	0	0
Barium	ppm	ASTM D5185m 0	<1	1	0
Molybdenum	ppm	ASTM D5185m 0	<1	<1	0
Manganese	ppm	ASTM D5185m 0.3	0	<1	<1
Magnesium	ppm	ASTM D5185m 0	<1	0	0
Calcium	ppm	ASTM D5185m 0	0	0	0
Phosphorus	ppm	ASTM D5185m 406	240	226	231
Zinc	ppm	ASTM D5185m 0	42	6	0
Sulfur	ppm	ASTM D5185m 1283	1058	1118	1310

CONTAMINANTS

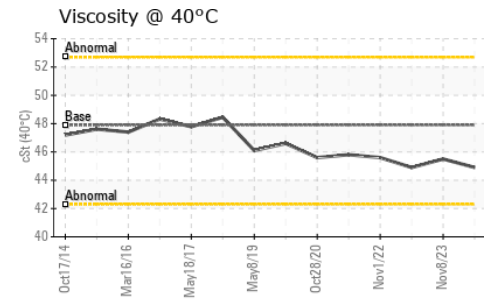
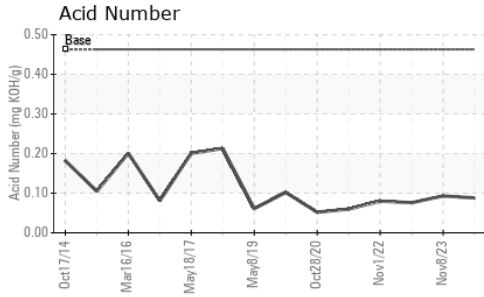
	method	limit/base	current	history1	history2
Silicon	ppm	ASTM D5185m >25	2	3	<1
Sodium	ppm	ASTM D5185m	<1	0	<1
Potassium	ppm	ASTM D5185m >20	2	1	<1

FLUID DEGRADATION

	method	limit/base	current	history1	history2
Acid Number (AN)	mg KOH/g	ASTM D8045 0.463	0.088	0.093	0.076




OIL ANALYSIS REPORT



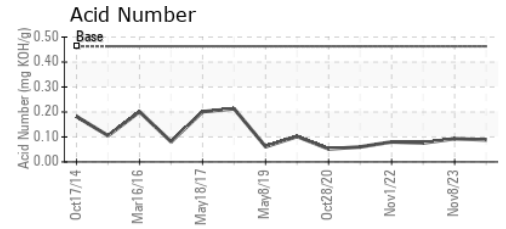
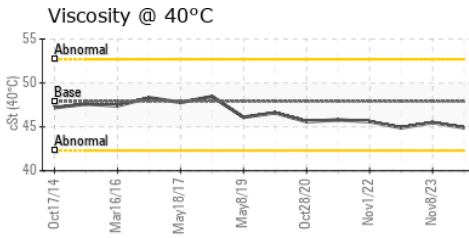
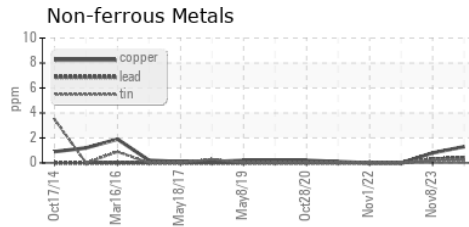
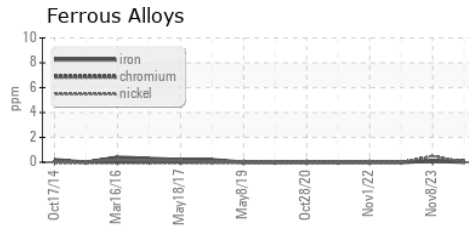
VISUAL	method	limit/base	current	history1	history2
White Metal	scalar	*Visual	NONE	NONE	NONE
Yellow Metal	scalar	*Visual	NONE	NONE	NONE
Precipitate	scalar	*Visual	NONE	NONE	NONE
Silt	scalar	*Visual	NONE	NONE	NONE
Debris	scalar	*Visual	NONE	NONE	NONE
Sand/Dirt	scalar	*Visual	NONE	NONE	NONE
Appearance	scalar	*Visual	NORML	NORML	NORML
Odor	scalar	*Visual	NORML	NORML	NORML
Emulsified Water	scalar	*Visual	>0.1	NEG	NEG
Free Water	scalar	*Visual		NEG	NEG

FLUID PROPERTIES	method	limit/base	current	history1	history2
Visc @ 40°C	cSt	ASTM D445	47.9	44.9	45.5

SAMPLE IMAGES	method	limit/base	current	history1	history2
---------------	--------	------------	---------	----------	----------



GRAPHS



Certificate L2367

Laboratory : WearCheck USA - 501 Madison Ave., Cary, NC 27513
Sample No. : UCH06196770
Lab Number : 06196770
Unique Number : 11058893
Test Package : IND 2
Received : 31 May 2024
Tested : 03 Jun 2024
Diagnosed : 03 Jun 2024 - Wes Davis

CISCO AIR SYSTEMS
 214 27TH ST
 SACRAMENTO, CA
 US 95816

Contact: BARRY FRKOVICH
 barryfrkovich@ciscoair.com

To discuss this sample report, contact Customer Service at 1-800-237-1369.

* - Denotes test methods that are outside of the ISO 17025 scope of accreditation.

Statements of conformity to specifications are based on the simple acceptance decision rule (JCGM 106:2012)

T: (916)444-2525

F: x: