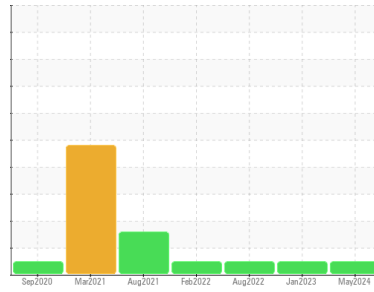




OIL ANALYSIS REPORT

Area
S-460 [9699]
 Machine Id
KAESER 1355 - 5296059 - WINNEBAGO IND
 Component
Compressor

Sample Rating Trend



NORMAL



DIAGNOSIS

Recommendation
 Resample at the next service interval to monitor.

Wear
 All component wear rates are normal.

Contamination
 There is no indication of any contamination in the oil.

Fluid Condition
 The AN level is acceptable for this fluid. The condition of the oil is suitable for further service.

SAMPLE INFORMATION

	method	limit/base	current	history1	history2
Sample Number	Client Info		UDI0924339	UCH05742687	UCH05657494
Sample Date	Client Info		23 May 2024	03 Jan 2023	25 Aug 2022
Machine Age	hrs	Client Info	32739	24643	22570
Oil Age	hrs	Client Info	8095	4131	2058
Oil Changed	Client Info		Changed	Changed	Not Changed
Sample Status			NORMAL	NORMAL	NORMAL

CONTAMINATION

	method	limit/base	current	history1	history2
Water	WC Method	>0.05	NEG	NEG	NEG

WEAR METALS

	method	limit/base	current	history1	history2
Iron	ppm	ASTM D5185m >50	0	<1	0
Chromium	ppm	ASTM D5185m >10	0	0	0
Nickel	ppm	ASTM D5185m >3	0	0	0
Titanium	ppm	ASTM D5185m >3	0	0	0
Silver	ppm	ASTM D5185m >2	0	0	0
Aluminum	ppm	ASTM D5185m >10	0	0	0
Lead	ppm	ASTM D5185m >10	0	0	0
Copper	ppm	ASTM D5185m >50	2	1	3
Tin	ppm	ASTM D5185m >10	0	0	0
Antimony	ppm	ASTM D5185m	---	---	---
Vanadium	ppm	ASTM D5185m	0	0	0
Cadmium	ppm	ASTM D5185m	0	0	0

ADDITIVES

	method	limit/base	current	history1	history2
Boron	ppm	ASTM D5185m 0.1	0	0	0
Barium	ppm	ASTM D5185m 0.8	<1	0	0
Molybdenum	ppm	ASTM D5185m 0	0	0	0
Manganese	ppm	ASTM D5185m 0.9	0	0	0
Magnesium	ppm	ASTM D5185m 0	0	<1	<1
Calcium	ppm	ASTM D5185m 0	0	0	0
Phosphorus	ppm	ASTM D5185m 409	8	133	146
Zinc	ppm	ASTM D5185m 0	0	0	0
Sulfur	ppm	ASTM D5185m 1290	9634	3351	4910

CONTAMINANTS

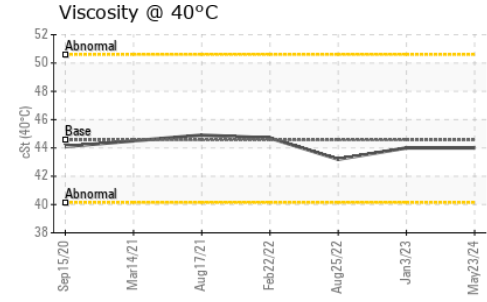
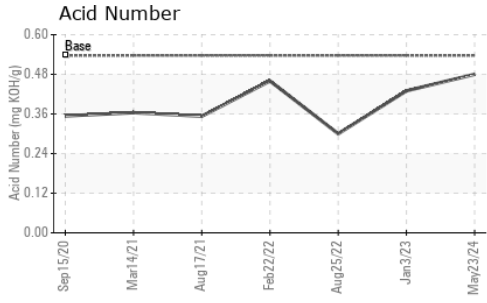
	method	limit/base	current	history1	history2
Silicon	ppm	ASTM D5185m >25	0	0	0
Sodium	ppm	ASTM D5185m	1	0	0
Potassium	ppm	ASTM D5185m >20	0	<1	<1

FLUID DEGRADATION

	method	limit/base	current	history1	history2
Acid Number (AN)	mg KOH/g	ASTM D8045 0.537	0.48	0.43	0.30




OIL ANALYSIS REPORT



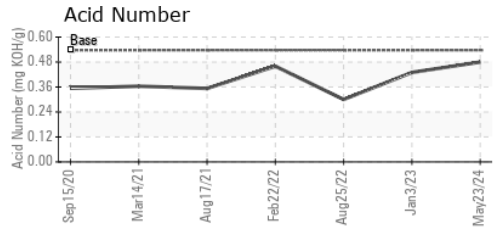
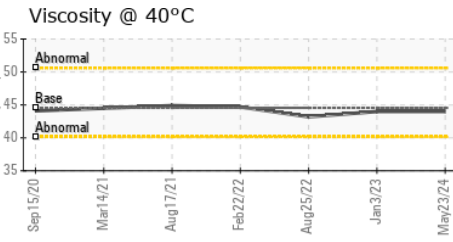
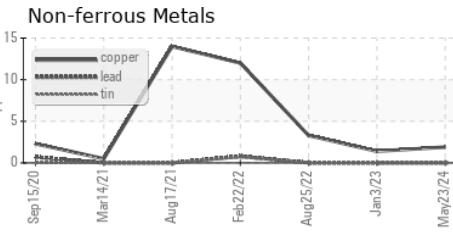
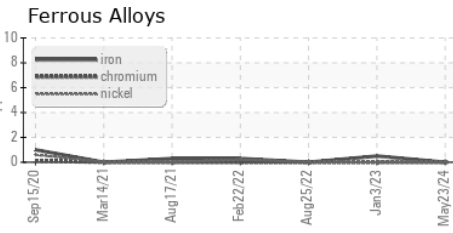
VISUAL	method	limit/base	current	history1	history2
White Metal	scalar	*Visual	NONE	NONE	NONE
Yellow Metal	scalar	*Visual	NONE	NONE	NONE
Precipitate	scalar	*Visual	NONE	NONE	NONE
Silt	scalar	*Visual	NONE	NONE	NONE
Debris	scalar	*Visual	NONE	LIGHT	NONE
Sand/Dirt	scalar	*Visual	NONE	NONE	NONE
Appearance	scalar	*Visual	NORML	NORML	NORML
Odor	scalar	*Visual	NORML	NORML	NORML
Emulsified Water	scalar	*Visual	>0.05	NEG	NEG
Free Water	scalar	*Visual		NEG	NEG

FLUID PROPERTIES	method	limit/base	current	history1	history2	
Visc @ 40°C	cSt	ASTM D445	44.56	44.0	44.0	43.2

SAMPLE IMAGES	method	limit/base	current	history1	history2
---------------	--------	------------	---------	----------	----------



GRAPHS



Laboratory : WearCheck USA - 501 Madison Ave., Cary, NC 27513
Sample No. : UDI0924339 **Received** : 03 Jun 2024
Lab Number : **06197838** **Tested** : 04 Jun 2024
Unique Number : 11059961 **Diagnosed** : 04 Jun 2024 - Don Baldrige
Test Package : IND 2

DELTA INDUSTRIES - CEDAR RAPIDS
 6540 4TH ST SW UNIT A
 CEDAR RAPIDS, IA
 US 52404
 Contact: MICHAEL FERRIS
 wearcheck@deltaind.net

To discuss this sample report, contact Customer Service at 1-800-237-1369.
 * - Denotes test methods that are outside of the ISO 17025 scope of accreditation.
 Statements of conformity to specifications are based on the simple acceptance decision rule (JCGM 106:2012)