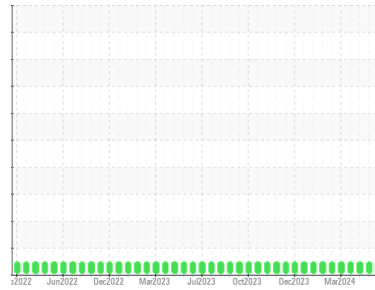




OIL ANALYSIS REPORT

Sample Rating Trend



NORMAL



Machine Id
Byron Center New Oil Byron Center New Oil
 Component
New (Unused) Oil
 Fluid
CHEVRON HDAX 9500 GAS ENGINE OIL 40 (--- GAL)

DIAGNOSIS

Recommendation

This is a baseline read-out on the submitted sample.

SAMPLE INFORMATION		method	limit/base	current	history1	history2
Sample Number	Client Info			WC0877041	WC0877038	WC0877023
Sample Date	Client Info			28 May 2024	09 May 2024	11 Apr 2024
Machine Age	hrs	Client Info		1	1	1
Oil Age	hrs	Client Info		1	1	1
Oil Changed	Client Info			N/A	N/A	N/A
Sample Status				NORMAL	NORMAL	NORMAL

CONTAMINATION		method	limit/base	current	history1	history2
Water	WC Method			NEG	NEG	NEG

WEAR METALS		method	limit/base	current	history1	history2
Iron	ppm	ASTM D5185m	>5	0	<1	0
Chromium	ppm	ASTM D5185m	>5	0	0	<1
Nickel	ppm	ASTM D5185m	>5	0	0	0
Titanium	ppm	ASTM D5185m		0	<1	0
Silver	ppm	ASTM D5185m	>5	0	<1	0
Aluminum	ppm	ASTM D5185m	>5	2	2	1
Lead	ppm	ASTM D5185m	>5	2	0	0
Copper	ppm	ASTM D5185m	>5	0	0	0
Tin	ppm	ASTM D5185m	>5	0	0	0
Vanadium	ppm	ASTM D5185m		<1	<1	0
Cadmium	ppm	ASTM D5185m		0	0	0

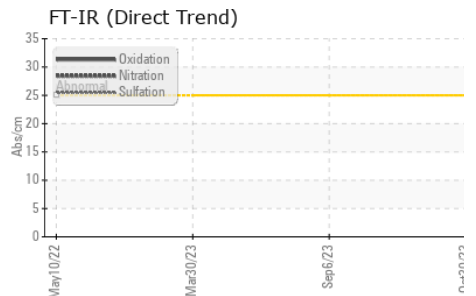
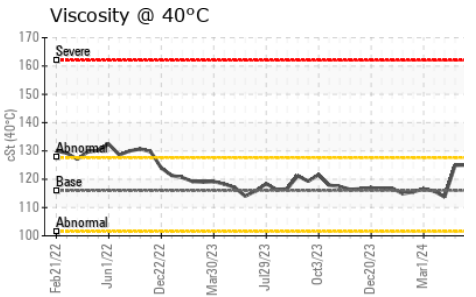
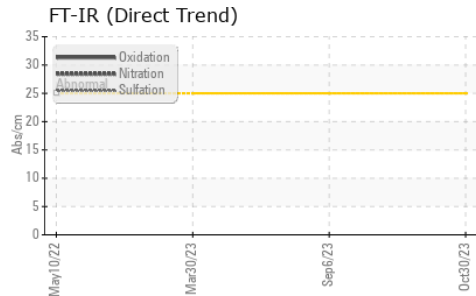
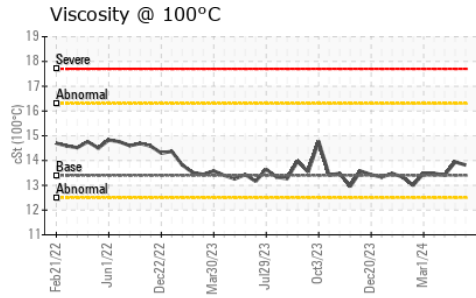
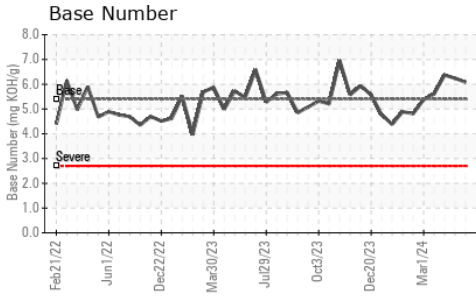
ADDITIVES		method	limit/base	current	history1	history2
Boron	ppm	ASTM D5185m		169	173	10
Barium	ppm	ASTM D5185m		0	0	0
Molybdenum	ppm	ASTM D5185m		3	6	10
Manganese	ppm	ASTM D5185m		<1	<1	<1
Magnesium	ppm	ASTM D5185m		22	39	7
Calcium	ppm	ASTM D5185m		1602	1532	1630
Phosphorus	ppm	ASTM D5185m		525	472	258
Zinc	ppm	ASTM D5185m		591	560	304
Sulfur	ppm	ASTM D5185m		4370	3936	2064

CONTAMINANTS		method	limit/base	current	history1	history2
Silicon	ppm	ASTM D5185m	>15	6	5	6
Sodium	ppm	ASTM D5185m		<1	1	<1
Potassium	ppm	ASTM D5185m	>20	2	<1	4

FLUID DEGRADATION		method	limit/base	current	history1	history2
Acid Number (AN)	mg KOH/g	ASTM D8045	1.0	0.80	1.08	0.867
Base Number (BN)	mg KOH/g	ASTM D2896	5.4	6.08	6.24	6.37



OIL ANALYSIS REPORT

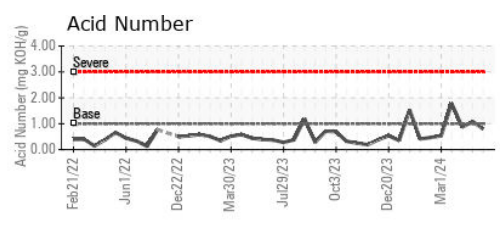
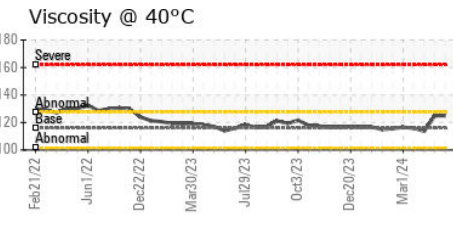
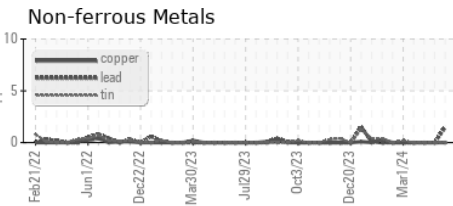
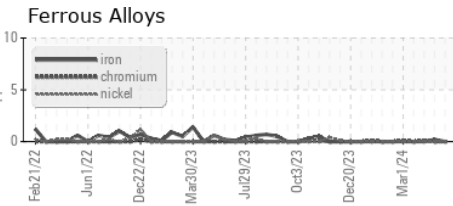


VISUAL	method	limit/base	current	history1	history2
White Metal	scalar	*Visual	NONE	NONE	NONE
Yellow Metal	scalar	*Visual	NONE	NONE	NONE
Precipitate	scalar	*Visual	NONE	NONE	NONE
Silt	scalar	*Visual	NONE	NONE	NONE
Debris	scalar	*Visual	NONE	NONE	NONE
Sand/Dirt	scalar	*Visual	NONE	NONE	NONE
Appearance	scalar	*Visual	NORML	NORML	NORML
Odor	scalar	*Visual	NORML	NORML	NORML
Emulsified Water	scalar	*Visual	NEG	NEG	NEG
Free Water	scalar	*Visual	NEG	NEG	NEG

FLUID PROPERTIES	method	limit/base	current	history1	history2
Visc @ 40°C	cSt	ASTM D445	116	125.0	124.9
Visc @ 100°C	cSt	ASTM D445	13.4	13.82	13.94
Viscosity Index (VI)	Scale	ASTM D2270	113	107	109

SAMPLE IMAGES	method	limit/base	current	history1	history2
Color					
Bottom					

GRAPHS



Laboratory : WearCheck USA - 501 Madison Ave., Cary, NC 27513
Sample No. : WC0877041 **Received** : 03 Jun 2024
Lab Number : 06198138 **Tested** : 10 Jun 2024
Unique Number : 11060261 **Diagnosed** : 10 Jun 2024 - Doug Bogart
Test Package : MOB 2 (Additional Tests: FT-IR, ICP-NewOil, KV100, PrtCount, TBN, VI)

EDL NA Recips-Byron Center
 Byron Center Powerstation, 10310 South Kent Road
 Byron Center, MI
 US 49315
 Contact: Jake Ripke
 Jake.Ripke@edlenergy.com

To discuss this sample report, contact Customer Service at 1-800-237-1369.

* - Denotes test methods that are outside of the ISO 17025 scope of accreditation.

Statements of conformity to specifications are based on the simple acceptance decision rule (JCGM 106:2012)