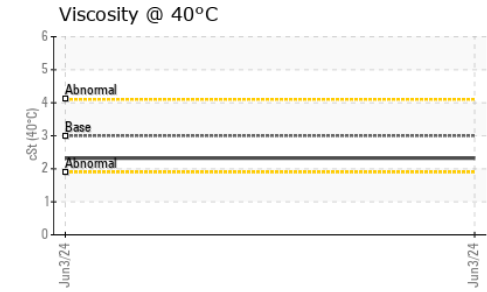
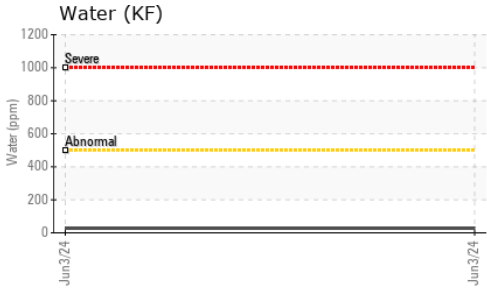


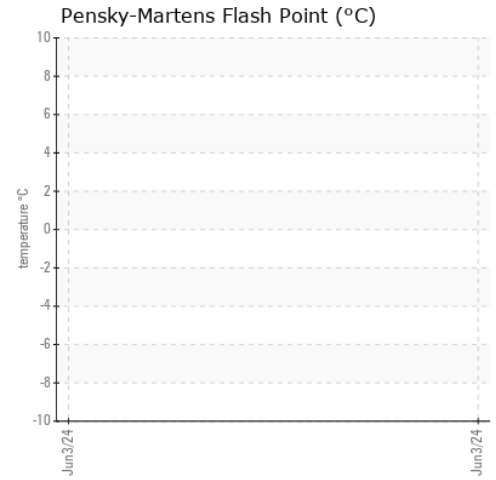




# FUEL REPORT



## GRAPHS



Certificate L2367

To discuss this sample report, contact Customer Service at 1-800-237-1369.

\* - Denotes test methods that are outside of the ISO 17025 scope of accreditation.

Statements of conformity to specifications are based on the simple acceptance decision rule (JCGM 106:2012)

**Laboratory** : WearCheck USA - 501 Madison Ave., Cary, NC 27513  
**Sample No.** : DC0035901  
**Lab Number** : 06199738  
**Unique Number** : 11061861  
**Test Package** : DF-5 ( Additional Tests: API, Cetane, Fuel, PrtCount, Screen )

**Received** : 04 Jun 2024  
**Tested** : 13 Jun 2024  
**Diagnosed** : 13 Jun 2024 - Doug Bogart

**KELLY GENERATOR & EQUIPMENT INC**  
 1955 DALE LN  
 OWINGS, MD  
 US 20736  
 Contact: LESLIE SNURR  
 LSNURR@KGE.COM  
 T: (410)257-5225  
 F: (410)257-5227