

OIL ANALYSIS REPORT

Area

SULLUBE 32

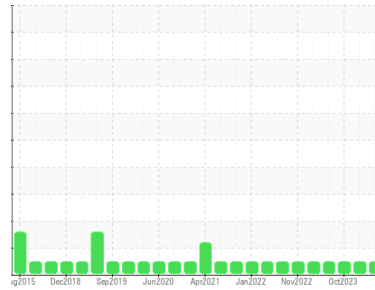
Machine Id

SULLAIR 200801100050 WEST UNIT - US STEEL COIL AREA

Component

Compressor

Sample Rating Trend



NORMAL



DIAGNOSIS

Recommendation

Resample at the next service interval to monitor.

Wear

All component wear rates are normal.

Contamination

There is no indication of any contamination in the oil.

Fluid Condition

The AN level is acceptable for this fluid. The condition of the oil is suitable for further service.

SAMPLE INFORMATION

| | method | limit/base | current | history1 | history2 |
|---------------|-------------|-------------|--------------------|-------------|-------------|
| Sample Number | Client Info | | JHF0000310 | UCH06065740 | UCH06021669 |
| Sample Date | Client Info | | 20 May 2024 | 15 Jan 2024 | 31 Oct 2023 |
| Machine Age | hrs | Client Info | 59239 | 58269 | 57598 |
| Oil Age | hrs | Client Info | 3816 | 2846 | 2175 |
| Oil Changed | Client Info | | Not Changed | Not Changd | Not Changed |
| Sample Status | | | NORMAL | NORMAL | NORMAL |

CONTAMINATION

| | method | limit/base | current | history1 | history2 |
|-------|-----------|------------|------------|----------|----------|
| Water | WC Method | >0.1 | NEG | NEG | NEG |

WEAR METALS

| | method | limit/base | current | history1 | history2 |
|----------|--------|-----------------|--------------|----------|----------|
| Iron | ppm | ASTM D5185m >50 | <1 | <1 | 0 |
| Chromium | ppm | ASTM D5185m >10 | 0 | 0 | 0 |
| Nickel | ppm | ASTM D5185m | 0 | 0 | 0 |
| Titanium | ppm | ASTM D5185m | 0 | 0 | 0 |
| Silver | ppm | ASTM D5185m | 0 | 0 | 0 |
| Aluminum | ppm | ASTM D5185m >25 | 0 | 0 | <1 |
| Lead | ppm | ASTM D5185m >25 | 0 | 0 | 0 |
| Copper | ppm | ASTM D5185m >50 | <1 | 1 | <1 |
| Tin | ppm | ASTM D5185m >15 | 0 | <1 | 1 |
| Vanadium | ppm | ASTM D5185m | 0 | <1 | 0 |
| Cadmium | ppm | ASTM D5185m | 0 | 0 | 0 |

ADDITIVES

| | method | limit/base | current | history1 | history2 |
|------------|--------|-----------------|------------|----------|----------|
| Boron | ppm | ASTM D5185m | 0 | 0 | 0 |
| Barium | ppm | ASTM D5185m 745 | 437 | 455 | 481 |
| Molybdenum | ppm | ASTM D5185m | 0 | 0 | 0 |
| Manganese | ppm | ASTM D5185m | 0 | <1 | <1 |
| Magnesium | ppm | ASTM D5185m | 3 | <1 | 3 |
| Calcium | ppm | ASTM D5185m 1 | 9 | 7 | 7 |
| Phosphorus | ppm | ASTM D5185m 3 | 4 | 9 | 1 |
| Zinc | ppm | ASTM D5185m | 207 | 107 | 80 |
| Sulfur | ppm | ASTM D5185m | 393 | 358 | 354 |

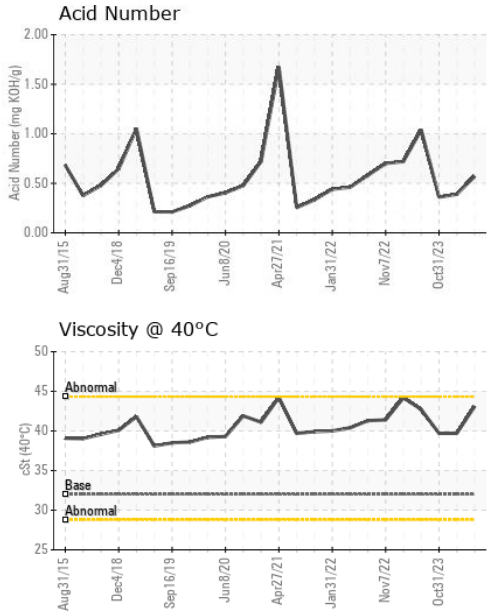
CONTAMINANTS

| | method | limit/base | current | history1 | history2 |
|-----------|--------|-----------------|-----------|----------|----------|
| Silicon | ppm | ASTM D5185m >25 | 2 | 1 | 1 |
| Sodium | ppm | ASTM D5185m | 79 | 84 | 75 |
| Potassium | ppm | ASTM D5185m >20 | 7 | 6 | 6 |

FLUID DEGRADATION

| | method | limit/base | current | history1 | history2 |
|------------------|----------|------------|-------------|----------|----------|
| Acid Number (AN) | mg KOH/g | ASTM D8045 | 0.57 | 0.39 | 0.36 |


OIL ANALYSIS REPORT



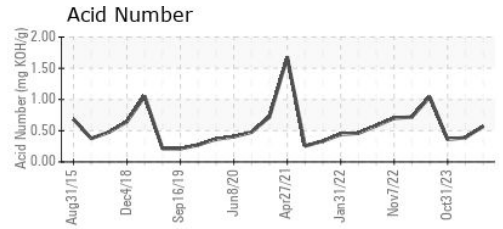
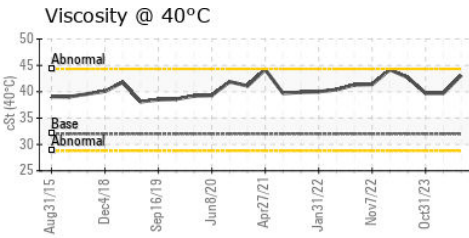
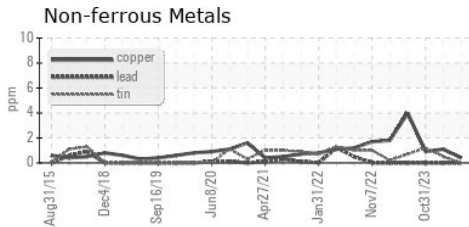
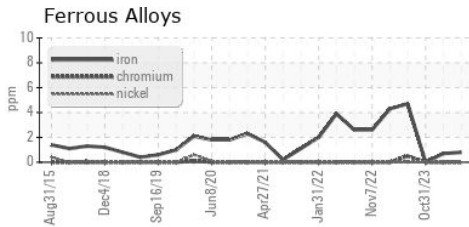
| VISUAL | method | limit/base | current | history1 | history2 |
|------------------|--------|------------|---------|----------|----------|
| White Metal | scalar | *Visual | NONE | NONE | NONE |
| Yellow Metal | scalar | *Visual | NONE | NONE | NONE |
| Precipitate | scalar | *Visual | NONE | NONE | NONE |
| Silt | scalar | *Visual | NONE | NONE | NONE |
| Debris | scalar | *Visual | NONE | NONE | NONE |
| Sand/Dirt | scalar | *Visual | NONE | NONE | NONE |
| Appearance | scalar | *Visual | NORML | NORML | NORML |
| Odor | scalar | *Visual | NORML | NORML | NORML |
| Emulsified Water | scalar | *Visual | >0.1 | NEG | NEG |
| Free Water | scalar | *Visual | | NEG | NEG |

| FLUID PROPERTIES | method | limit/base | current | history1 | history2 | |
|------------------|--------|------------|---------|-------------|----------|------|
| Visc @ 40°C | cSt | ASTM D445 | 32.0 | 43.1 | 39.7 | 39.7 |

| SAMPLE IMAGES | method | limit/base | current | history1 | history2 |
|---------------|--------|------------|---------|----------|----------|
|---------------|--------|------------|---------|----------|----------|



GRAPHS



Laboratory : WearCheck USA - 501 Madison Ave., Cary, NC 27513
Sample No. : JHF0000310
Lab Number : **06200305**
Unique Number : 11062428
Test Package : IND 2
Received : 05 Jun 2024
Tested : 06 Jun 2024
Diagnosed : 07 Jun 2024 - Sean Felton

JOHN HENRY FOSTER COMPANY
 4700 LEBOURGET STREET
 SAINT LOUIS, MO
 US 63134
 Contact: RACHEL VON HATTEN
 rvonhatten@jhf.com

To discuss this sample report, contact Customer Service at 1-800-237-1369.
 * - Denotes test methods that are outside of the ISO 17025 scope of accreditation.
 Statements of conformity to specifications are based on the simple acceptance decision rule (JCGM 106:2012)