

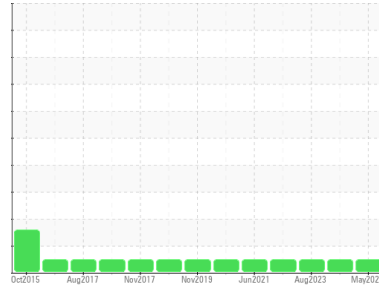


OIL ANALYSIS REPORT



Area
OKLAHOMA/3/EG - EXCAVATOR
 Machine Id
20.69L [OKLAHOMA^3^EG - EXCAVATOR]
 Component
Right Swing Drive
 Fluid
MOBIL DELVAC 1350 (--- GAL)

Sample Rating Trend



NORMAL



DIAGNOSIS

Recommendation

Resample at the next service interval to monitor.

Wear

All component wear rates are normal.

Contamination

There is no indication of any contamination in the oil.

Fluid Condition

The condition of the oil is acceptable for the time in service.

SAMPLE INFORMATION

	method	limit/base	current	history1	history2
Sample Number	Client Info		WC0908869	WC0874009	WC0834062
Sample Date	Client Info		29 May 2024	31 Jan 2024	05 Aug 2023
Machine Age	hrs	Client Info	13046	12603	12061
Oil Age	hrs	Client Info	8478	4568	4568
Oil Changed	Client Info		Not Chngd	N/A	N/A
Sample Status			NORMAL	NORMAL	NORMAL

CONTAMINATION

	method	limit/base	current	history1	history2
Water	WC Method	>0.2	NEG	NEG	NEG

WEAR METALS

	method	limit/base	current	history1	history2	
Iron	ppm	ASTM D5185m	>400	75	49	68
Chromium	ppm	ASTM D5185m	>10	0	0	<1
Nickel	ppm	ASTM D5185m	>10	0	0	0
Titanium	ppm	ASTM D5185m		<1	0	<1
Silver	ppm	ASTM D5185m		0	0	0
Aluminum	ppm	ASTM D5185m	>25	2	0	3
Lead	ppm	ASTM D5185m	>50	0	0	<1
Copper	ppm	ASTM D5185m	>200	2	<1	<1
Tin	ppm	ASTM D5185m	>10	<1	0	0
Vanadium	ppm	ASTM D5185m		0	0	0
Cadmium	ppm	ASTM D5185m		0	0	<1

ADDITIVES

	method	limit/base	current	history1	history2	
Boron	ppm	ASTM D5185m		9	7	10
Barium	ppm	ASTM D5185m		<1	0	2
Molybdenum	ppm	ASTM D5185m		3	3	4
Manganese	ppm	ASTM D5185m		1	0	<1
Magnesium	ppm	ASTM D5185m		25	22	30
Calcium	ppm	ASTM D5185m		2615	2330	3006
Phosphorus	ppm	ASTM D5185m		1157	942	1041
Zinc	ppm	ASTM D5185m		1269	1075	1250
Sulfur	ppm	ASTM D5185m		14561	10901	14980

CONTAMINANTS

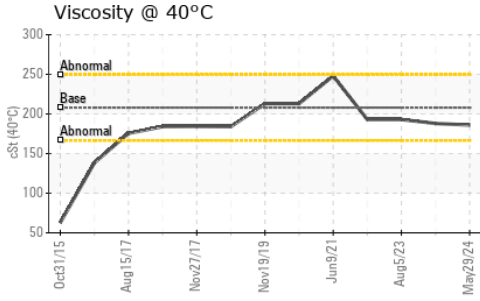
	method	limit/base	current	history1	history2	
Silicon	ppm	ASTM D5185m	>50	17	6	6
Sodium	ppm	ASTM D5185m		2	3	0
Potassium	ppm	ASTM D5185m	>20	1	0	2

VISUAL

	method	limit/base	current	history1	history2	
White Metal	scalar	*Visual	NONE	NONE	NONE	NONE
Yellow Metal	scalar	*Visual	NONE	NONE	NONE	NONE
Precipitate	scalar	*Visual	NONE	NONE	NONE	NONE
Silt	scalar	*Visual	NONE	NONE	NONE	NONE
Debris	scalar	*Visual	NONE	NONE	NONE	NONE
Sand/Dirt	scalar	*Visual	NONE	NONE	NONE	NONE
Appearance	scalar	*Visual	NORML	NORML	NORML	NORML
Odor	scalar	*Visual	NORML	NORML	NORML	NORML
Emulsified Water	scalar	*Visual	>0.2	NEG	NEG	NEG
Free Water	scalar	*Visual		NEG	NEG	NEG



OIL ANALYSIS REPORT

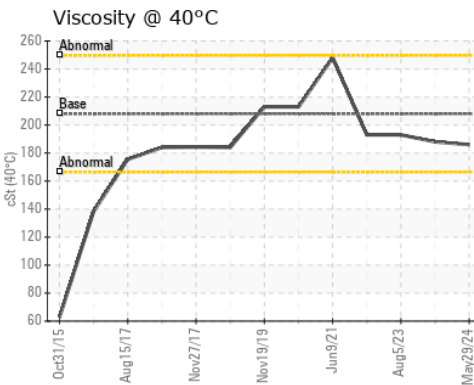
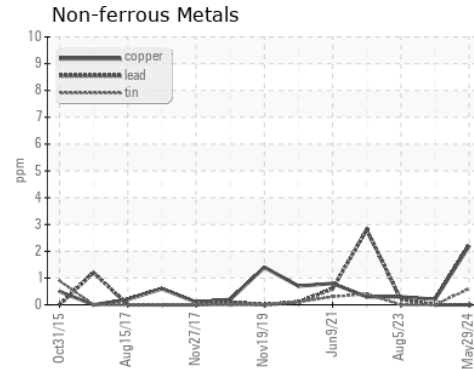
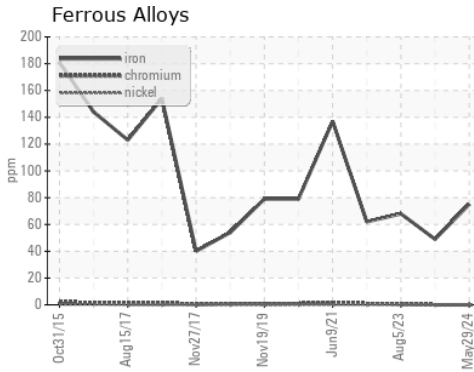


FLUID PROPERTIES	method	limit/base	current	history1	history2	
Visc @ 40°C	cSt	ASTM D445	208	186	188	193

SAMPLE IMAGES	method	limit/base	current	history1	history2
---------------	--------	------------	---------	----------	----------

Color	no image	no image	no image
Bottom	no image	no image	no image

GRAPHS



Certificate L2367

Laboratory : WearCheck USA - 501 Madison Ave., Cary, NC 27513
Sample No. : WC0908869
Lab Number : **06200658**
Unique Number : 11062781
Test Package : CONST

Received : 05 Jun 2024
Tested : 06 Jun 2024
Diagnosed : 06 Jun 2024 - Wes Davis

SHERWOOD CONSTRUCTION CO INC
 3219 WEST MAY ST
 WICHITA, KS
 US 67213
 Contact: DOUG KING
 doug.king@sherwood.net
 T: (316)617-3161
 F: x:

To discuss this sample report, contact Customer Service at 1-800-237-1369.

* - Denotes test methods that are outside of the ISO 17025 scope of accreditation.

Statements of conformity to specifications are based on the simple acceptance decision rule (JCGM 106:2012)