



OIL ANALYSIS REPORT

Sample Rating Trend



VIS DEBRIS



Machine Id
5381354 (S/N 1092)
 Component
Compressor
 Fluid
KAESER SIGMA (OEM) S-460 (--- GAL)

DIAGNOSIS

Recommendation

The filter change at the time of sampling has been noted. Resample at the next service interval to monitor. We were unable to perform a particle count due to a high concentration of particles present in this sample.

Wear

All component wear rates are normal.

Contamination

Moderate concentration of visible dirt/debris present in the oil.

Fluid Condition

The AN level is acceptable for this fluid. The condition of the oil is suitable for further service.

| SAMPLE INFORMATION | | method | limit/base | current | history1 | history2 |
|--------------------|-------------|-------------|------------|--------------------|----------|----------|
| Sample Number | Client Info | | | KC130832 | --- | --- |
| Sample Date | Client Info | | | 05 Jun 2024 | --- | --- |
| Machine Age | hrs | Client Info | | 42358 | --- | --- |
| Oil Age | hrs | Client Info | | 3000 | --- | --- |
| Oil Changed | Client Info | | | Not Chngd | --- | --- |
| Sample Status | | | | ABNORMAL | --- | --- |

| WEAR METALS | | method | limit/base | current | history1 | history2 |
|-------------|-----|-------------|------------|--------------|----------|----------|
| Iron | ppm | ASTM D5185m | >50 | 0 | --- | --- |
| Chromium | ppm | ASTM D5185m | >10 | <1 | --- | --- |
| Nickel | ppm | ASTM D5185m | >3 | 0 | --- | --- |
| Titanium | ppm | ASTM D5185m | >3 | 0 | --- | --- |
| Silver | ppm | ASTM D5185m | >2 | 0 | --- | --- |
| Aluminum | ppm | ASTM D5185m | >10 | 2 | --- | --- |
| Lead | ppm | ASTM D5185m | >10 | <1 | --- | --- |
| Copper | ppm | ASTM D5185m | >50 | 3 | --- | --- |
| Tin | ppm | ASTM D5185m | >10 | <1 | --- | --- |
| Vanadium | ppm | ASTM D5185m | | 0 | --- | --- |
| Cadmium | ppm | ASTM D5185m | | <1 | --- | --- |

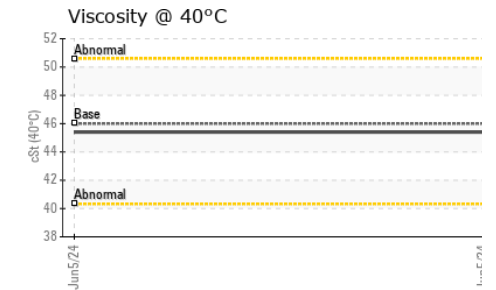


| ADDITIVES | | method | limit/base | current | history1 | history2 |
|------------|-----|-------------|------------|-----------|----------|----------|
| Boron | ppm | ASTM D5185m | | 0 | --- | --- |
| Barium | ppm | ASTM D5185m | 90 | 0 | --- | --- |
| Molybdenum | ppm | ASTM D5185m | | 0 | --- | --- |
| Manganese | ppm | ASTM D5185m | | 0 | --- | --- |
| Magnesium | ppm | ASTM D5185m | 90 | 8 | --- | --- |
| Calcium | ppm | ASTM D5185m | 2 | 0 | --- | --- |
| Phosphorus | ppm | ASTM D5185m | | 4 | --- | --- |
| Zinc | ppm | ASTM D5185m | | 91 | --- | --- |

| CONTAMINANTS | | method | limit/base | current | history1 | history2 |
|--------------|-----|-------------|------------|--------------|----------|----------|
| Silicon | ppm | ASTM D5185m | >25 | 2 | --- | --- |
| Sodium | ppm | ASTM D5185m | | 2 | --- | --- |
| Potassium | ppm | ASTM D5185m | >20 | 2 | --- | --- |
| Water | % | ASTM D6304 | >0.05 | 0.041 | --- | --- |
| ppm Water | ppm | ASTM D6304 | >500 | 410 | --- | --- |

| FLUID DEGRADATION | | method | limit/base | current | history1 | history2 |
|-------------------|----------|------------|------------|-------------|----------|----------|
| Acid Number (AN) | mg KOH/g | ASTM D8045 | 0.4 | 0.50 | --- | --- |

| VISUAL | | method | limit/base | current | history1 | history2 |
|------------------|--------|---------|------------|----------------|----------|----------|
| White Metal | scalar | *Visual | NONE | NONE | --- | --- |
| Yellow Metal | scalar | *Visual | NONE | NONE | --- | --- |
| Precipitate | scalar | *Visual | NONE | NONE | --- | --- |
| Silt | scalar | *Visual | NONE | NONE | --- | --- |
| Debris | scalar | *Visual | NONE | ▲ MODER | --- | --- |
| Sand/Dirt | scalar | *Visual | NONE | NONE | --- | --- |
| Appearance | scalar | *Visual | NORML | NORML | --- | --- |
| Odor | scalar | *Visual | NORML | NORML | --- | --- |
| Emulsified Water | scalar | *Visual | >0.05 | 0.2% | --- | --- |
| Free Water | scalar | *Visual | | NEG | --- | --- |

OIL ANALYSIS REPORT



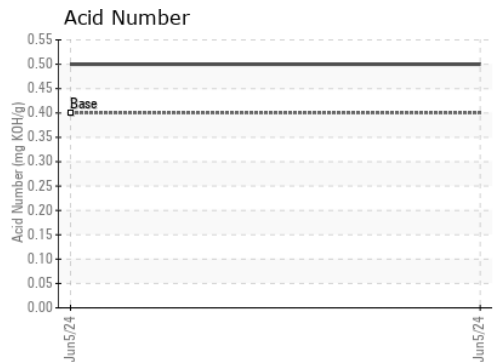
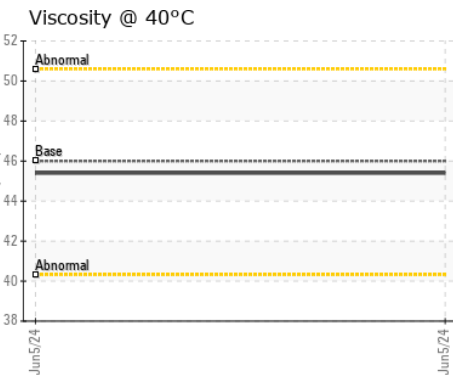
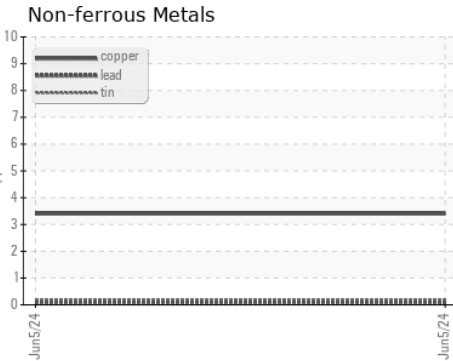

FLUID PROPERTIES method limit/base current history1 history2

Visc @ 40°C cSt ASTM D445 46 **45.4** --- ---

SAMPLE IMAGES method limit/base current history1 history2

| | | | | | | |
|--------|--|--|--|--|----------|----------|
| Color | | | | | no image | no image |
| Bottom | | | | | no image | no image |

GRAPHS



Certificate L2367

Laboratory : WearCheck USA - 501 Madison Ave., Cary, NC 27513
Sample No. : KC130832 **Received** : 07 Jun 2024
Lab Number : **06202706** **Tested** : 11 Jun 2024
Unique Number : 11070167 **Diagnosed** : 11 Jun 2024 - Jonathan Hester
Test Package : IND 2

CHANNELLOCK PLANT 2
 11372 MERCER PIKE
 MEADVILLE, PA
 US 16375
 Contact: Service Manager

To discuss this sample report, contact Customer Service at 1-800-237-1369.

* - Denotes test methods that are outside of the ISO 17025 scope of accreditation.

Statements of conformity to specifications are based on the simple acceptance decision rule (JCGM 106:2012)

T:
F: