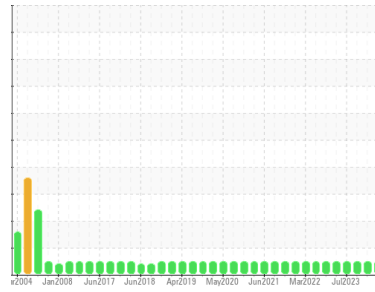




OIL ANALYSIS REPORT

Sample Rating Trend



NORMAL



Machine Id
ATLAS AIR COMP 2 (S/N ARP899068)
 Component
Air Compressor
 Fluid
USPI MAX FG AIR 46 (30 GAL)

DIAGNOSIS

Recommendation

Resample at the next service interval to monitor.

Wear

All component wear rates are normal.

Contamination

There is no indication of any contamination in the oil. The amount and size of particulates present in the system are acceptable.

Fluid Condition

The AN level is acceptable for this fluid. The condition of the oil is suitable for further service.

SAMPLE INFORMATION

| | method | limit/base | current | history1 | history2 |
|---------------|-------------|-------------|--------------------|-------------|-------------|
| Sample Number | Client Info | | USPM37547 | USPM30094 | USPM28467 |
| Sample Date | Client Info | | 06 Jun 2024 | 20 Feb 2024 | 17 Oct 2023 |
| Machine Age | hrs | Client Info | 6068 | 4072 | 2022 |
| Oil Age | hrs | Client Info | 0 | 0 | 0 |
| Oil Changed | Client Info | | N/A | N/A | N/A |
| Sample Status | | | NORMAL | NORMAL | NORMAL |

WEAR METALS

| | method | limit/base | current | history1 | history2 |
|----------|--------|-----------------|--------------|----------|----------|
| Iron | ppm | ASTM D5185m >50 | 0 | 0 | 0 |
| Chromium | ppm | ASTM D5185m >4 | <1 | 0 | 0 |
| Nickel | ppm | ASTM D5185m >4 | 0 | 0 | <1 |
| Titanium | ppm | ASTM D5185m | 0 | 0 | 0 |
| Silver | ppm | ASTM D5185m | 0 | 0 | 0 |
| Aluminum | ppm | ASTM D5185m >10 | 0 | 0 | 0 |
| Lead | ppm | ASTM D5185m >20 | 0 | 0 | 0 |
| Copper | ppm | ASTM D5185m >40 | 0 | 0 | 0 |
| Tin | ppm | ASTM D5185m >5 | <1 | <1 | <1 |
| Vanadium | ppm | ASTM D5185m | 0 | 0 | 0 |
| Cadmium | ppm | ASTM D5185m | 0 | 0 | 0 |

ADDITIVES

| | method | limit/base | current | history1 | history2 |
|------------|--------|---------------|--------------|----------|----------|
| Boron | ppm | ASTM D5185m 0 | 0 | 0 | 0 |
| Barium | ppm | ASTM D5185m 0 | 0 | 0 | 0 |
| Molybdenum | ppm | ASTM D5185m 0 | 0 | 0 | 0 |
| Manganese | ppm | ASTM D5185m | 0 | <1 | <1 |
| Magnesium | ppm | ASTM D5185m 0 | <1 | <1 | 0 |
| Calcium | ppm | ASTM D5185m 0 | 0 | 1 | <1 |
| Phosphorus | ppm | ASTM D5185m 0 | 0 | <1 | 0 |
| Zinc | ppm | ASTM D5185m 0 | 0 | 0 | 0 |
| Sulfur | ppm | ASTM D5185m 0 | 0 | 0 | 0 |

CONTAMINANTS

| | method | limit/base | current | history1 | history2 |
|-----------|--------|------------------|--------------|----------|----------|
| Silicon | ppm | ASTM D5185m >25 | 0 | <1 | <1 |
| Sodium | ppm | ASTM D5185m | 0 | <1 | <1 |
| Potassium | ppm | ASTM D5185m >20 | <1 | <1 | 0 |
| Water | % | ASTM D6304 >0.6 | 0.006 | 0.024 | 0.006 |
| ppm Water | ppm | ASTM D6304 >6000 | 65 | 245 | 66.4 |

FLUID CLEANLINESS

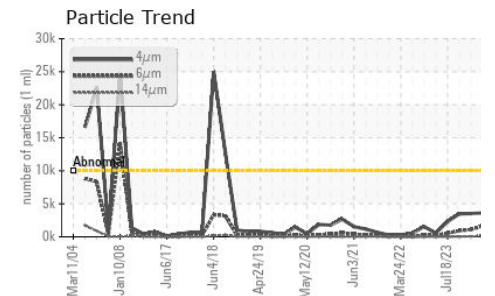
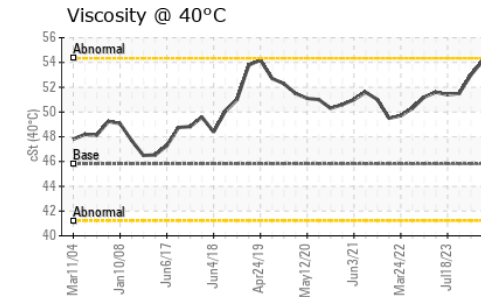
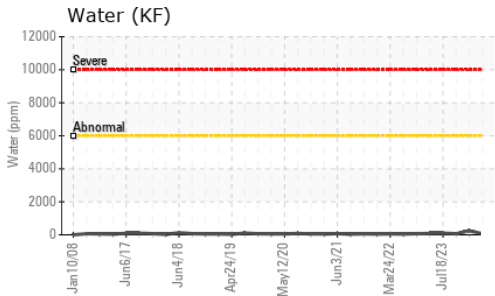
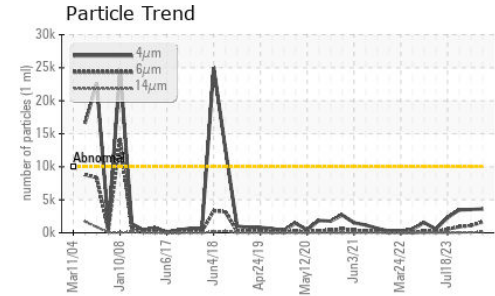
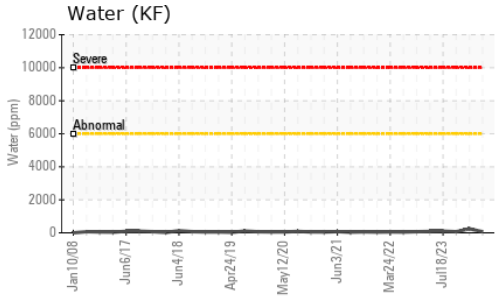
| | method | limit/base | current | history1 | history2 |
|-----------------|--------------|------------|-----------------|----------|----------|
| Particles >4µm | ASTM D7647 | >10000 | 3612 | 3523 | 3470 |
| Particles >6µm | ASTM D7647 | >2500 | 1631 | 1097 | 915 |
| Particles >14µm | ASTM D7647 | >320 | 111 | 71 | 36 |
| Particles >21µm | ASTM D7647 | >80 | 18 | 17 | 6 |
| Particles >38µm | ASTM D7647 | >20 | 1 | 1 | 1 |
| Particles >71µm | ASTM D7647 | >4 | 0 | 0 | 0 |
| Oil Cleanliness | ISO 4406 (c) | >20/18/15 | 19/18/14 | 19/17/13 | 19/17/12 |

FLUID DEGRADATION

| | method | limit/base | current | history1 | history2 |
|------------------|----------|-----------------|-------------|----------|----------|
| Acid Number (AN) | mg KOH/g | ASTM D8045 0.16 | 0.16 | 0.21 | 0.091 |




OIL ANALYSIS REPORT



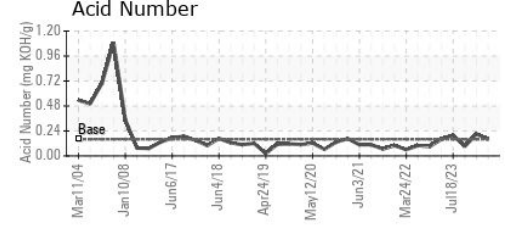
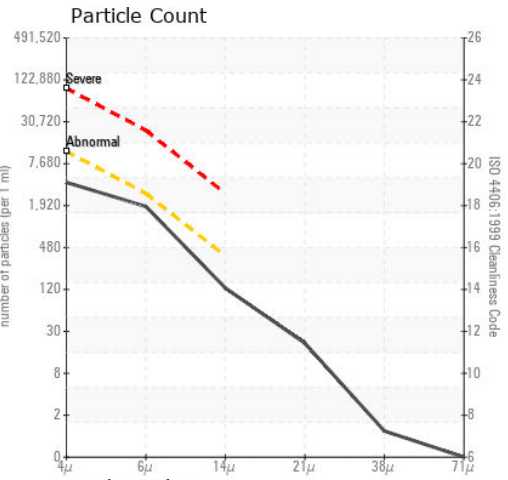
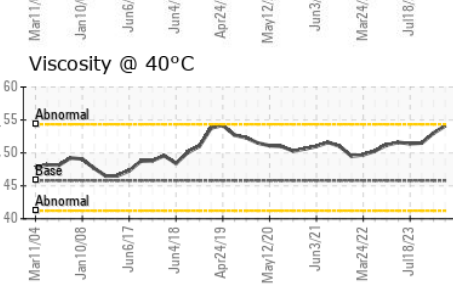
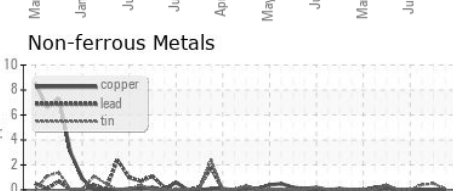
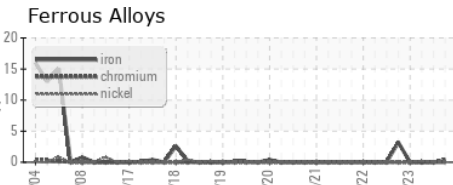
| VISUAL | method | limit/base | current | history1 | history2 |
|------------------|--------|------------|---------|----------|----------|
| White Metal | scalar | *Visual | NONE | NONE | NONE |
| Yellow Metal | scalar | *Visual | NONE | NONE | NONE |
| Precipitate | scalar | *Visual | NONE | NONE | NONE |
| Silt | scalar | *Visual | NONE | NONE | NONE |
| Debris | scalar | *Visual | NONE | NONE | LIGHT |
| Sand/Dirt | scalar | *Visual | NONE | NONE | NONE |
| Appearance | scalar | *Visual | NORML | NORML | NORML |
| Odor | scalar | *Visual | NORML | NORML | NORML |
| Emulsified Water | scalar | *Visual | >0.6 | NEG | NEG |
| Free Water | scalar | *Visual | | NEG | NEG |

| FLUID PROPERTIES | method | limit/base | current | history1 | history2 |
|------------------|--------|------------|---------|----------|----------|
| Visc @ 40°C | cSt | ASTM D445 | 45.8 | 54.1 | 53.0 |

| SAMPLE IMAGES | method | limit/base | current | history1 | history2 |
|---------------|--------|------------|---------|----------|----------|
|---------------|--------|------------|---------|----------|----------|



GRAPHS



Laboratory : WearCheck USA - 501 Madison Ave., Cary, NC 27513
Sample No. : USPM37547
Lab Number : 06202754
Unique Number : 11070215
Test Package : IND 2
Received : 07 Jun 2024
Tested : 11 Jun 2024
Diagnosed : 11 Jun 2024 - Doug Bogart

TYSON-LEXINGTON-USP - MAIN PLANT
 PO BOX 920, PROSPECT ROAD US 283
 LEXINGTON, NE
 US 68850
 Contact: SCOTT NIERMAN

To discuss this sample report, contact Customer Service at 1-800-237-1369.
 * - Denotes test methods that are outside of the ISO 17025 scope of accreditation.
 Statements of conformity to specifications are based on the simple acceptance decision rule (JCGM 106:2012)