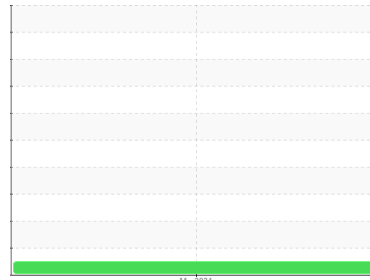




OIL ANALYSIS REPORT

Sample Rating Trend



NORMAL



Area

S-460 [CSA0001097]

Machine Id

KAESER YAC02 - BAE SYSTEMS (S/N 1131)

Component

Compressor

DIAGNOSIS

Recommendation

The filter change at the time of sampling has been noted. Resample at the next service interval to monitor.

Wear

All component wear rates are normal.

Contamination

Moderate concentration of visible dirt/debris present in the oil.

Fluid Condition

The AN level is acceptable for this fluid. The condition of the oil is suitable for further service.

| SAMPLE INFORMATION | | method | limit/base | current | history1 | history2 |
|--------------------|-------------|-------------|------------|--------------------|----------|----------|
| Sample Number | Client Info | | | UCH06202930 | --- | --- |
| Sample Date | Client Info | | | 29 May 2024 | --- | --- |
| Machine Age | hrs | Client Info | | 6165 | --- | --- |
| Oil Age | hrs | Client Info | | 6165 | --- | --- |
| Oil Changed | Client Info | | | Not Changed | --- | --- |
| Sample Status | | | | NORMAL | --- | --- |

| CONTAMINATION | | method | limit/base | current | history1 | history2 |
|---------------|-----------|--------|------------|------------|----------|----------|
| Water | WC Method | | >0.05 | NEG | --- | --- |

| WEAR METALS | | method | limit/base | current | history1 | history2 |
|-------------|-----|-------------|------------|--------------|----------|----------|
| Iron | ppm | ASTM D5185m | >50 | 0 | --- | --- |
| Chromium | ppm | ASTM D5185m | >10 | 0 | --- | --- |
| Nickel | ppm | ASTM D5185m | >3 | 0 | --- | --- |
| Titanium | ppm | ASTM D5185m | >3 | 0 | --- | --- |
| Silver | ppm | ASTM D5185m | >2 | 0 | --- | --- |
| Aluminum | ppm | ASTM D5185m | >10 | 0 | --- | --- |
| Lead | ppm | ASTM D5185m | >10 | 0 | --- | --- |
| Copper | ppm | ASTM D5185m | >50 | 8 | --- | --- |
| Tin | ppm | ASTM D5185m | >10 | 0 | --- | --- |
| Vanadium | ppm | ASTM D5185m | | <1 | --- | --- |
| Cadmium | ppm | ASTM D5185m | | 0 | --- | --- |

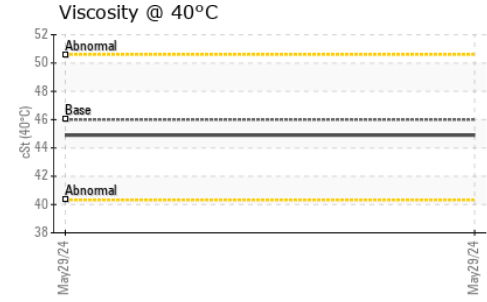

| ADDITIVES | | method | limit/base | current | history1 | history2 |
|------------|-----|-------------|------------|--------------|----------|----------|
| Boron | ppm | ASTM D5185m | | 0 | --- | --- |
| Barium | ppm | ASTM D5185m | 90 | <1 | --- | --- |
| Molybdenum | ppm | ASTM D5185m | | 0 | --- | --- |
| Manganese | ppm | ASTM D5185m | | 0 | --- | --- |
| Magnesium | ppm | ASTM D5185m | 90 | 2 | --- | --- |
| Calcium | ppm | ASTM D5185m | 2 | 0 | --- | --- |
| Phosphorus | ppm | ASTM D5185m | | <1 | --- | --- |
| Zinc | ppm | ASTM D5185m | | 3 | --- | --- |
| Sulfur | ppm | ASTM D5185m | | 18598 | --- | --- |

| CONTAMINANTS | | method | limit/base | current | history1 | history2 |
|--------------|-----|-------------|------------|--------------|----------|----------|
| Silicon | ppm | ASTM D5185m | >25 | <1 | --- | --- |
| Sodium | ppm | ASTM D5185m | | <1 | --- | --- |
| Potassium | ppm | ASTM D5185m | >20 | 0 | --- | --- |

| FLUID DEGRADATION | | method | limit/base | current | history1 | history2 |
|-------------------|----------|------------|------------|-------------|----------|----------|
| Acid Number (AN) | mg KOH/g | ASTM D8045 | 0.4 | 0.44 | --- | --- |



OIL ANALYSIS REPORT



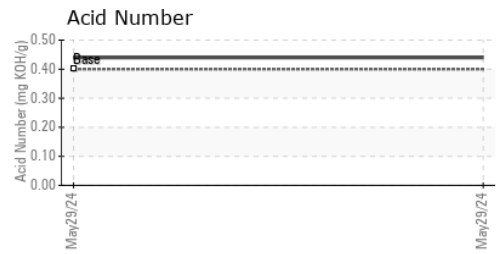
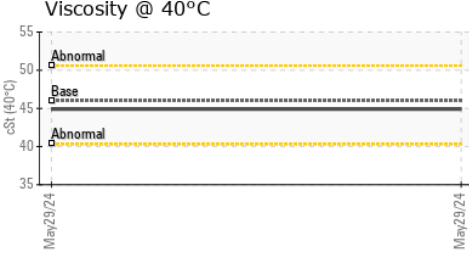
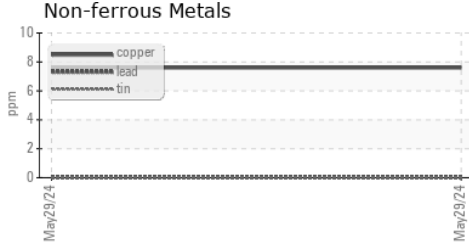

| VISUAL | method | limit/base | current | history1 | history2 | |
|------------------|--------|------------|---------|----------|----------|-----|
| White Metal | scalar | *Visual | NONE | NONE | --- | --- |
| Yellow Metal | scalar | *Visual | NONE | NONE | --- | --- |
| Precipitate | scalar | *Visual | NONE | NONE | --- | --- |
| Silt | scalar | *Visual | NONE | NONE | --- | --- |
| Debris | scalar | *Visual | NONE | MODER | --- | --- |
| Sand/Dirt | scalar | *Visual | NONE | NONE | --- | --- |
| Appearance | scalar | *Visual | NORML | NORML | --- | --- |
| Odor | scalar | *Visual | NORML | NORML | --- | --- |
| Emulsified Water | scalar | *Visual | >0.05 | NEG | --- | --- |
| Free Water | scalar | *Visual | | NEG | --- | --- |

| FLUID PROPERTIES | method | limit/base | current | history1 | history2 | |
|------------------|--------|------------|---------|----------|----------|-----|
| Visc @ 40°C | cSt | ASTM D445 | 46 | 44.9 | --- | --- |

| SAMPLE IMAGES | method | limit/base | current | history1 | history2 |
|---------------|--------|------------|---------|----------|----------|
|---------------|--------|------------|---------|----------|----------|

| | | | | | |
|--------|--|--|--|----------|----------|
| Color | | | | no image | no image |
| Bottom | | | | no image | no image |

GRAPHS



Laboratory : WearCheck USA - 501 Madison Ave., Cary, NC 27513
Sample No. : UCH06202930 **Received** : 07 Jun 2024
Lab Number : 06202930 **Tested** : 10 Jun 2024
Unique Number : 11070391 **Diagnosed** : 10 Jun 2024 - Don Baldrige
Test Package : IND 2

AIR TECHNOLOGIES INC (IND)
 8405 E 30TH ST
 INDIANAPOLIS, IN
 US 46219
 Contact: GLEN PARKER
 glen.parker@aircompressors.com
 T: (765)516-4920
 F:

To discuss this sample report, contact Customer Service at 1-800-237-1369.

* - Denotes test methods that are outside of the ISO 17025 scope of accreditation.

Statements of conformity to specifications are based on the simple acceptance decision rule (JCGM 106:2012)