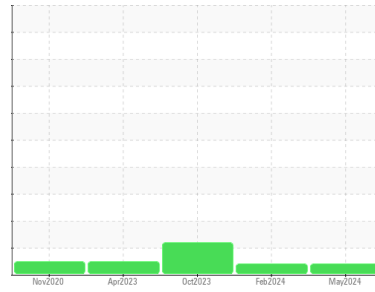




OIL ANALYSIS REPORT

Area
GCCS XTEND
 Machine Id
ATLAS COPCO API525515 - VALMONT
 Component
Compressor

Sample Rating Trend



VISCOSITY



DIAGNOSIS

Recommendation

Oil and filter change at the time of sampling has been noted. Resample at the next service interval to monitor.

Wear

All component wear rates are normal.

Contamination

There is no indication of any contamination in the oil.

Fluid Condition

The oil viscosity is higher than normal. The AN level is acceptable for this fluid.

SAMPLE INFORMATION

	method	limit/base	current	history1	history2
Sample Number	Client Info		UCH06203444	UCH06091081	UCH05993735
Sample Date	Client Info		29 May 2024	08 Feb 2024	19 Oct 2023
Machine Age	hrs	Client Info	23019	20506	17984
Oil Age	hrs	Client Info	0	8000	4000
Oil Changed	Client Info		Changed	Changed	Not Changed
Sample Status			ATTENTION	ATTENTION	ABNORMAL

CONTAMINATION

	method	limit/base	current	history1	history2
Water	WC Method	>0.1	NEG	NEG	NEG

WEAR METALS

	method	limit/base	current	history1	history2
Iron	ppm	ASTM D5185m >50	<1	0	0
Chromium	ppm	ASTM D5185m >5	<1	0	0
Nickel	ppm	ASTM D5185m	0	0	0
Titanium	ppm	ASTM D5185m	<1	0	0
Silver	ppm	ASTM D5185m	0	0	0
Aluminum	ppm	ASTM D5185m >15	2	0	0
Lead	ppm	ASTM D5185m >65	0	0	0
Copper	ppm	ASTM D5185m >65	<1	<1	<1
Tin	ppm	ASTM D5185m >10	<1	<1	0
Vanadium	ppm	ASTM D5185m	0	0	0
Cadmium	ppm	ASTM D5185m	0	0	0

ADDITIVES

	method	limit/base	current	history1	history2
Boron	ppm	ASTM D5185m	0	0	0
Barium	ppm	ASTM D5185m	0	0	0
Molybdenum	ppm	ASTM D5185m	0	0	0
Manganese	ppm	ASTM D5185m	0	0	0
Magnesium	ppm	ASTM D5185m	0	0	0
Calcium	ppm	ASTM D5185m	0	0	0
Phosphorus	ppm	ASTM D5185m	168	146	215
Zinc	ppm	ASTM D5185m	<1	0	0
Sulfur	ppm	ASTM D5185m	567	570	764

CONTAMINANTS

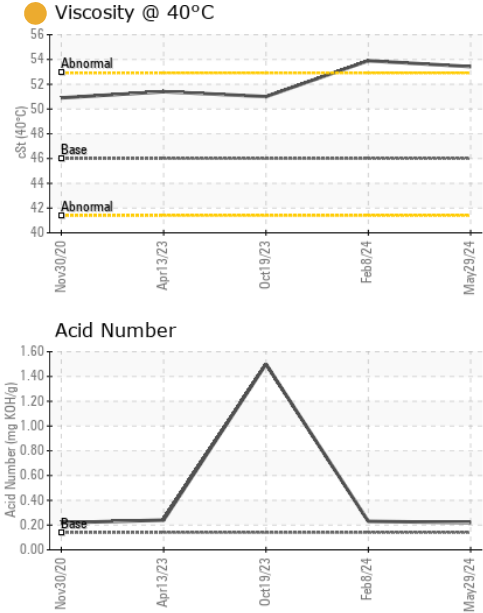
	method	limit/base	current	history1	history2
Silicon	ppm	ASTM D5185m >35	4	11	9
Sodium	ppm	ASTM D5185m	0	1	2
Potassium	ppm	ASTM D5185m >20	<1	0	1

FLUID DEGRADATION

	method	limit/base	current	history1	history2
Acid Number (AN)	mg KOH/g	ASTM D8045 0.14	0.22	0.23	▲ 1.50



OIL ANALYSIS REPORT

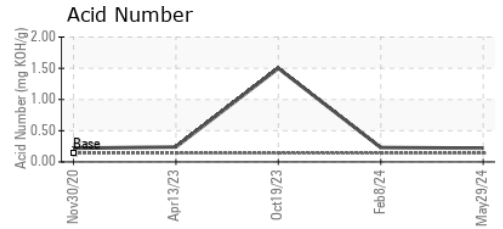
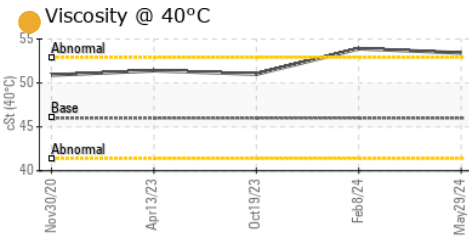
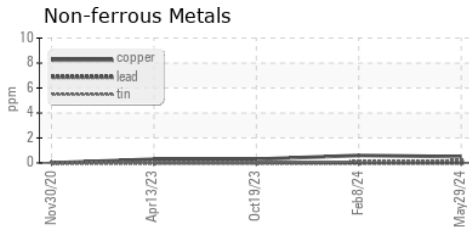
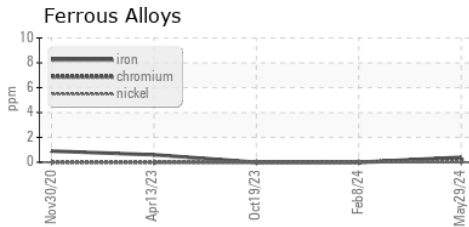


VISUAL	method	limit/base	current	history1	history2
White Metal	scalar	*Visual	NONE	NONE	NONE
Yellow Metal	scalar	*Visual	NONE	NONE	NONE
Precipitate	scalar	*Visual	NONE	NONE	NONE
Silt	scalar	*Visual	NONE	NONE	NONE
Debris	scalar	*Visual	NONE	LIGHT	NONE
Sand/Dirt	scalar	*Visual	NONE	NONE	NONE
Appearance	scalar	*Visual	NORML	NORML	NORML
Odor	scalar	*Visual	NORML	NORML	NORML
Emulsified Water	scalar	*Visual	>0.1	NEG	NEG
Free Water	scalar	*Visual		NEG	NEG

FLUID PROPERTIES	method	limit/base	current	history1	history2
Visc @ 40°C	cSt	ASTM D445 46	● 53.42	● 53.9	51.0

SAMPLE IMAGES	method	limit/base	current	history1	history2
Color					
Bottom					

GRAPHS



Laboratory : WearCheck USA - 501 Madison Ave., Cary, NC 27513
Sample No. : UCH06203444 **Received** : 07 Jun 2024
Lab Number : 06203444 **Tested** : 13 Jun 2024
Unique Number : 11070905 **Diagnosed** : 13 Jun 2024 - Angela Borella
Test Package : IND 2

GREEN COUNTY COMPRESSOR SERVICE
 11974 E 530 RD
 CLAREMORE, OK
 US 74019
 Contact: ASHLEY PIGUET
 ashley@gccs.us.com
 T: (918)906-6343
 F:

To discuss this sample report, contact Customer Service at 1-800-237-1369.
 * - Denotes test methods that are outside of the ISO 17025 scope of accreditation.
 Statements of conformity to specifications are based on the simple acceptance decision rule (JCGM 106:2012)