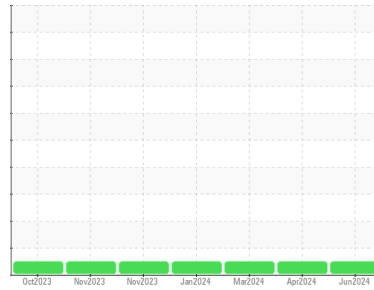




OIL ANALYSIS REPORT

Sample Rating Trend



NORMAL



Machine Id
211
 Component
Compressor
 Fluid
COMPRESSOR OIL ISO 150 (--- GAL)

DIAGNOSIS

Recommendation

Resample at the next service interval to monitor.

Wear

All component wear rates are normal.

Contamination

There is no indication of any contamination in the oil.

Fluid Condition

The AN level is acceptable for this fluid. The condition of the oil is suitable for further service.

SAMPLE INFORMATION

	method	limit/base	current	history1	history2
Sample Number	Client Info		WC0881062	WC0881065	WC0843785
Sample Date	Client Info		01 Jun 2024	26 Apr 2024	27 Mar 2024
Machine Age	hrs	Client Info	7078	6276	5651
Oil Age	hrs	Client Info	0	2500	0
Oil Changed	Client Info		N/A	Not Changd	Not Changd
Sample Status			NORMAL	NORMAL	NORMAL

CONTAMINATION

	method	limit/base	current	history1	history2
Water	WC Method	>0.1	NEG	NEG	NEG

WEAR METALS

	method	limit/base	current	history1	history2
Iron	ppm	ASTM D5185m >50	<1	<1	0
Chromium	ppm	ASTM D5185m >5	0	<1	0
Nickel	ppm	ASTM D5185m	0	<1	0
Titanium	ppm	ASTM D5185m	<1	<1	0
Silver	ppm	ASTM D5185m	0	0	0
Aluminum	ppm	ASTM D5185m >15	0	2	0
Lead	ppm	ASTM D5185m >65	<1	<1	0
Copper	ppm	ASTM D5185m >65	<1	<1	0
Tin	ppm	ASTM D5185m >10	<1	<1	0
Vanadium	ppm	ASTM D5185m	<1	<1	0
Cadmium	ppm	ASTM D5185m	0	<1	0

ADDITIVES

	method	limit/base	current	history1	history2
Boron	ppm	ASTM D5185m 5	0	0	0
Barium	ppm	ASTM D5185m 5	0	0	0
Molybdenum	ppm	ASTM D5185m 5	0	<1	0
Manganese	ppm	ASTM D5185m	<1	0	0
Magnesium	ppm	ASTM D5185m 5	0	<1	0
Calcium	ppm	ASTM D5185m 5	0	3	0
Phosphorus	ppm	ASTM D5185m 150	0	3	<1
Zinc	ppm	ASTM D5185m 5	0	0	0
Sulfur	ppm	ASTM D5185m 5000	281	173	348

CONTAMINANTS

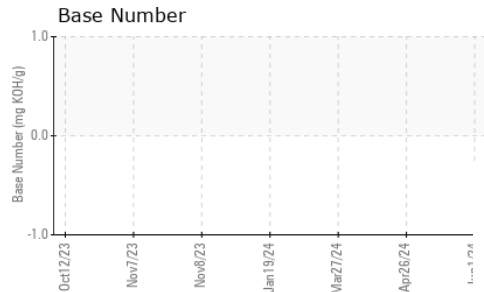
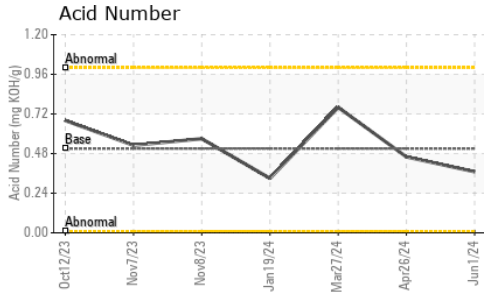
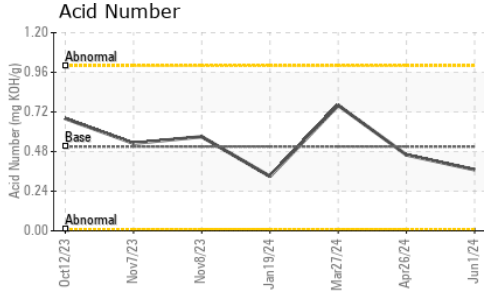
	method	limit/base	current	history1	history2
Silicon	ppm	ASTM D5185m >35	14	18	24
Sodium	ppm	ASTM D5185m	2	0	0
Potassium	ppm	ASTM D5185m >20	1	<1	0

FLUID DEGRADATION

	method	limit/base	current	history1	history2
Acid Number (AN)	mg KOH/g	ASTM D8045 0.51	0.37	0.46	0.76



OIL ANALYSIS REPORT



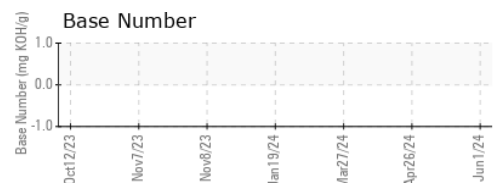
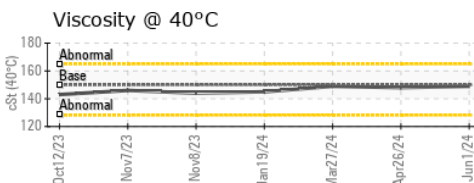
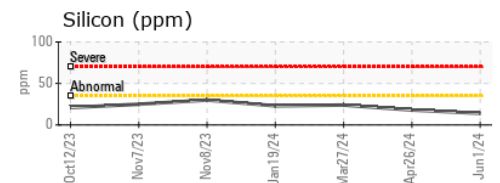
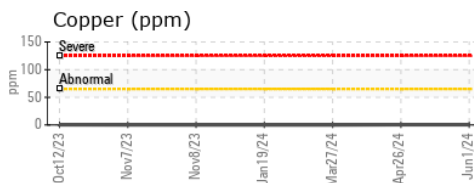
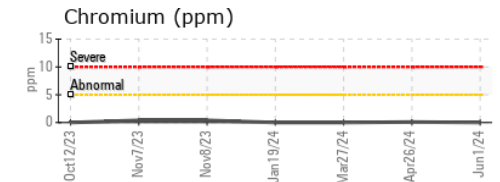
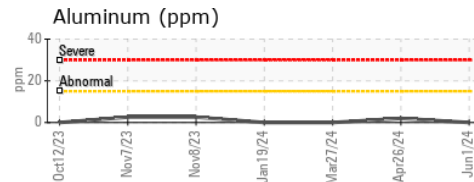
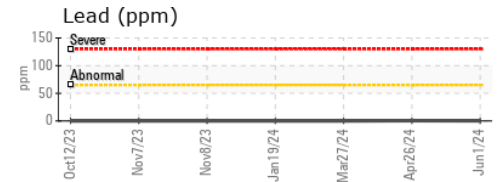
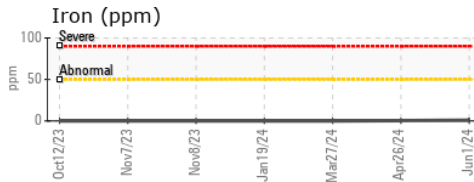
VISUAL	method	limit/base	current	history1	history2
White Metal	scalar	*Visual	NONE	NONE	NONE
Yellow Metal	scalar	*Visual	NONE	NONE	NONE
Precipitate	scalar	*Visual	NONE	NONE	NONE
Silt	scalar	*Visual	NONE	NONE	NONE
Debris	scalar	*Visual	NONE	NONE	NONE
Sand/Dirt	scalar	*Visual	NONE	NONE	NONE
Appearance	scalar	*Visual	NORML	NORML	NORML
Odor	scalar	*Visual	NORML	NORML	NORML
Emulsified Water	scalar	*Visual	>0.1	NEG	NEG
Free Water	scalar	*Visual		NEG	NEG

FLUID PROPERTIES	method	limit/base	current	history1	history2
Visc @ 40°C	cSt	ASTM D445	150	149	148

SAMPLE IMAGES	method	limit/base	current	history1	history2
---------------	--------	------------	---------	----------	----------

Color			no image	no image	no image
Bottom			no image	no image	no image

GRAPHS



Certificate L2367

Laboratory : WearCheck USA - 501 Madison Ave., Cary, NC 27513

Sample No. : WC0881062

Lab Number : 06204855

Unique Number : 11072316

Test Package : MOB 2 (Additional Tests: TBN)

To discuss this sample report, contact Customer Service at 1-800-237-1369.

* - Denotes test methods that are outside of the ISO 17025 scope of accreditation.

Statements of conformity to specifications are based on the simple acceptance decision rule (JCGM 106:2012)

Received : 10 Jun 2024

Tested : 12 Jun 2024

Diagnosed : 12 Jun 2024 - Sean Felton

TERREVA RENEWABLES - COUNTRYSIDE

31725 ROUTE 83

GRAYSLAKE, IL

US 60030

Contact: ERIC BOEHMER

eboehmer@esisolutions.com

T:

F: