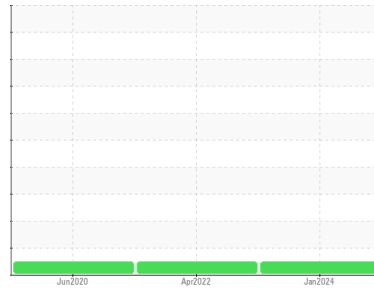




OIL ANALYSIS REPORT

Sample Rating Trend



NORMAL



Area

MOBILGEAR 600 XP 460 [1662441]
 Machine Id
L5-ML-BMD-SPMP - PFNONWOVENS
 Component
Gearbox

DIAGNOSIS

Recommendation

Resample at the next service interval to monitor.
 NOTE: Please provide information regarding reservoir capacity, filter type and micron rating with next sample.

Wear

All component wear rates are normal.

Contamination

There is no indication of any contamination in the oil.

Fluid Condition

The AN level is acceptable for this fluid. The condition of the oil is suitable for further service.

SAMPLE INFORMATION		method	limit/base	current	history1	history2
Sample Number	Client Info			UCH06205601	UCH05571131	UCH05019584
Sample Date	Client Info			30 Jan 2024	25 Apr 2022	29 Jun 2020
Machine Age	hrs	Client Info		0	0	0
Oil Age	hrs	Client Info		0	0	0
Oil Changed	Client Info			N/A	N/A	N/A
Sample Status				NORMAL	NORMAL	NORMAL

CONTAMINATION		method	limit/base	current	history1	history2
Water	WC Method		>0.2	NEG	NEG	NEG

WEAR METALS		method	limit/base	current	history1	history2
Iron	ppm	ASTM D5185m	>200	2	2	1
Chromium	ppm	ASTM D5185m	>15	0	0	0
Nickel	ppm	ASTM D5185m	>15	0	0	0
Titanium	ppm	ASTM D5185m		0	0	0
Silver	ppm	ASTM D5185m		0	0	0
Aluminum	ppm	ASTM D5185m	>25	<1	<1	0
Lead	ppm	ASTM D5185m	>100	0	0	0
Copper	ppm	ASTM D5185m	>200	0	0	0
Tin	ppm	ASTM D5185m	>25	0	0	0
Antimony	ppm	ASTM D5185m	>5	---	---	0
Vanadium	ppm	ASTM D5185m		0	0	0
Cadmium	ppm	ASTM D5185m		0	0	0

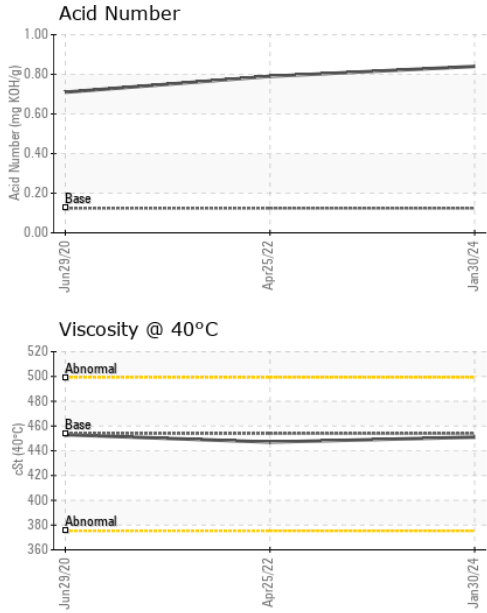
ADDITIVES		method	limit/base	current	history1	history2
Boron	ppm	ASTM D5185m	0.9	27	13	18
Barium	ppm	ASTM D5185m	0.1	<1	0	0
Molybdenum	ppm	ASTM D5185m	0	0	0	0
Manganese	ppm	ASTM D5185m	0.2	<1	0	<1
Magnesium	ppm	ASTM D5185m	0.5	2	0	<1
Calcium	ppm	ASTM D5185m	0	4	1	1
Phosphorus	ppm	ASTM D5185m	1390	293	285	225
Zinc	ppm	ASTM D5185m	0	15	2	2
Sulfur	ppm	ASTM D5185m	291	20831	14730	8681

CONTAMINANTS		method	limit/base	current	history1	history2
Silicon	ppm	ASTM D5185m	>50	<1	4	1
Sodium	ppm	ASTM D5185m		1	0	0
Potassium	ppm	ASTM D5185m	>20	2	0	1

FLUID DEGRADATION		method	limit/base	current	history1	history2
Acid Number (AN)	mg KOH/g	ASTM D8045	0.124	0.84	0.79	0.710




OIL ANALYSIS REPORT



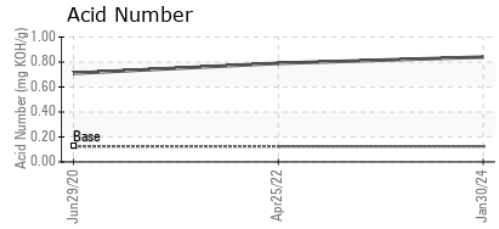
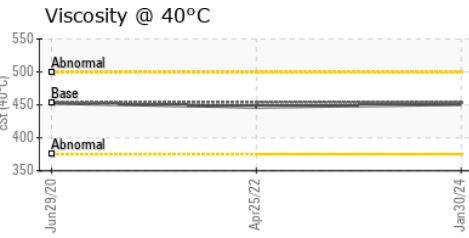
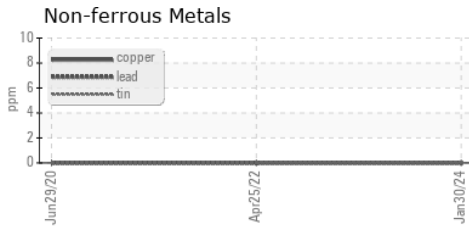
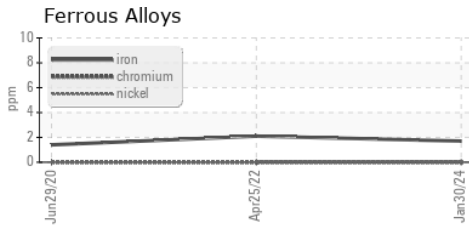
VISUAL	method	limit/base	current	history1	history2	
White Metal	scalar	*Visual	NONE	NONE	LIGHT	LIGHT
Yellow Metal	scalar	*Visual	NONE	NONE	NONE	NONE
Precipitate	scalar	*Visual	NONE	NONE	NONE	NONE
Silt	scalar	*Visual	NONE	NONE	NONE	NONE
Debris	scalar	*Visual	NONE	NONE	NONE	NONE
Sand/Dirt	scalar	*Visual	NONE	NONE	NONE	NONE
Appearance	scalar	*Visual	NORML	NORML	NORML	NORML
Odor	scalar	*Visual	NORML	NORML	NORML	NORML
Emulsified Water	scalar	*Visual	>0.2	NEG	NEG	NEG
Free Water	scalar	*Visual		NEG	NEG	NEG

FLUID PROPERTIES	method	limit/base	current	history1	history2	
Visc @ 40°C	cSt	ASTM D445	453.9	451	447	453

SAMPLE IMAGES	method	limit/base	current	history1	history2
---------------	--------	------------	---------	----------	----------



GRAPHS



Laboratory : WearCheck USA - 501 Madison Ave., Cary, NC 27513
Sample No. : UCH06205601 **Received** : 10 Jun 2024
Lab Number : **06205601** **Tested** : 12 Jun 2024
Unique Number : 11073062 **Diagnosed** : 12 Jun 2024 - Wes Davis
Test Package : IND 2

CORROSION PRODUCTS & EQUIPMENT
 940 POINTVIEW AVE
 EPHRATA, PA
 US 17522
 Contact: RYAN HUNGARTER
 rhungarter@corrosion-products.com
 T: (717)961-1998
 F:

To discuss this sample report, contact Customer Service at 1-800-237-1369.
 * - Denotes test methods that are outside of the ISO 17025 scope of accreditation.
 Statements of conformity to specifications are based on the simple acceptance decision rule (JCGM 106:2012)