

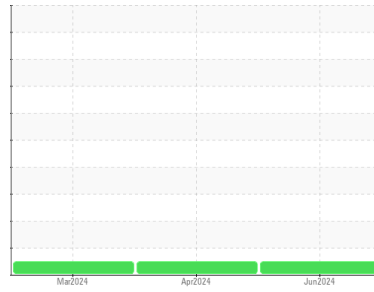


OIL ANALYSIS REPORT



Machine Id
CATERPILLAR 5669
 Component
Swing Drive
 Fluid
 {not provided} (--- GAL)

Sample Rating Trend



NORMAL



DIAGNOSIS

Recommendation

Resample at the next service interval to monitor.
 Please specify the brand, type, and viscosity of the oil on your next sample.

Wear

All component wear rates are normal.

Contamination

There is no indication of any contamination in the oil.

Fluid Condition

The condition of the oil is acceptable for the time in service.

SAMPLE INFORMATION		method	limit/base	current	history1	history2
Sample Number	Client Info			WC0900000	WC0864836	WC0864867
Sample Date	Client Info			05 Jun 2024	13 Apr 2024	20 Mar 2024
Machine Age	hrs	Client Info		1010	287	250
Oil Age	hrs	Client Info		1010	250	250
Oil Changed	Client Info			N/A	N/A	N/A
Sample Status				NORMAL	NORMAL	NORMAL

CONTAMINATION		method	limit/base	current	history1	history2
Water	WC Method		>0.2	NEG	NEG	NEG

WEAR METALS		method	limit/base	current	history1	history2
Iron	ppm	ASTM D5185m	>400	171	126	109
Chromium	ppm	ASTM D5185m	>10	2	2	2
Nickel	ppm	ASTM D5185m	>10	<1	<1	<1
Titanium	ppm	ASTM D5185m		<1	<1	<1
Silver	ppm	ASTM D5185m		0	0	0
Aluminum	ppm	ASTM D5185m	>25	2	2	2
Lead	ppm	ASTM D5185m	>50	0	<1	<1
Copper	ppm	ASTM D5185m	>200	<1	<1	<1
Tin	ppm	ASTM D5185m	>10	0	<1	<1
Vanadium	ppm	ASTM D5185m		<1	<1	<1
Cadmium	ppm	ASTM D5185m		0	<1	<1

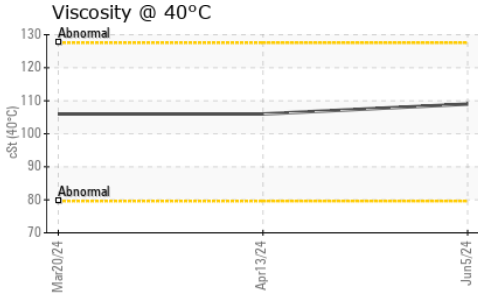
ADDITIVES		method	limit/base	current	history1	history2
Boron	ppm	ASTM D5185m		3	0	<1
Barium	ppm	ASTM D5185m		3	6	3
Molybdenum	ppm	ASTM D5185m		<1	<1	<1
Manganese	ppm	ASTM D5185m		1	2	1
Magnesium	ppm	ASTM D5185m		12	12	13
Calcium	ppm	ASTM D5185m		2976	3236	3415
Phosphorus	ppm	ASTM D5185m		1058	1089	1219
Zinc	ppm	ASTM D5185m		1205	1267	1313
Sulfur	ppm	ASTM D5185m		6423	7826	8507

CONTAMINANTS		method	limit/base	current	history1	history2
Silicon	ppm	ASTM D5185m	>50	9	10	9
Sodium	ppm	ASTM D5185m		8	1	2
Potassium	ppm	ASTM D5185m	>20	5	4	3

VISUAL		method	limit/base	current	history1	history2
White Metal	scalar	*Visual	NONE	NONE	NONE	NONE
Yellow Metal	scalar	*Visual	NONE	NONE	NONE	NONE
Precipitate	scalar	*Visual	NONE	NONE	NONE	NONE
Silt	scalar	*Visual	NONE	NONE	NONE	NONE
Debris	scalar	*Visual	NONE	NONE	NONE	NONE
Sand/Dirt	scalar	*Visual	NONE	NONE	NONE	NONE
Appearance	scalar	*Visual	NORML	NORML	NORML	NORML
Odor	scalar	*Visual	NORML	NORML	NORML	NORML
Emulsified Water	scalar	*Visual	>0.2	NEG	NEG	NEG
Free Water	scalar	*Visual		NEG	NEG	NEG



OIL ANALYSIS REPORT

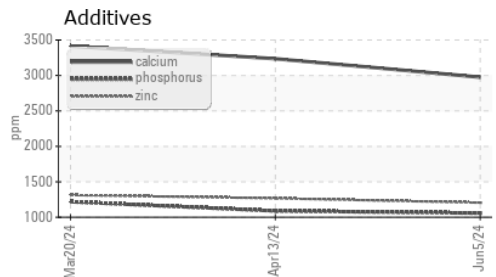
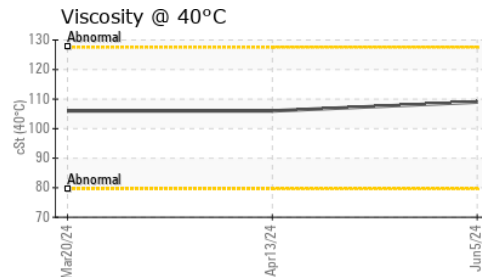
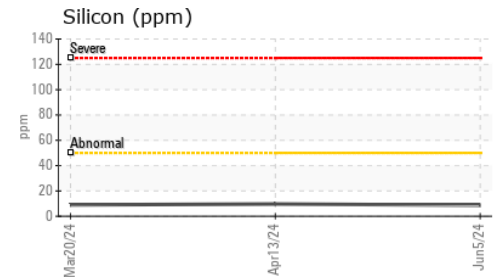
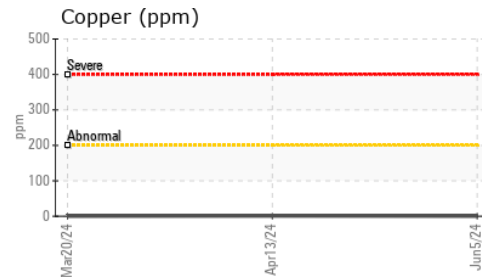
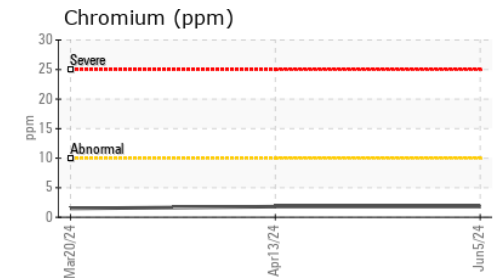
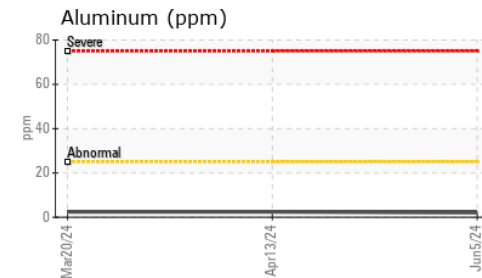
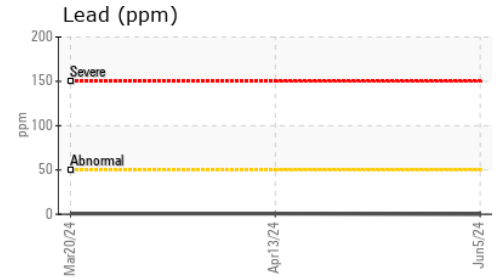
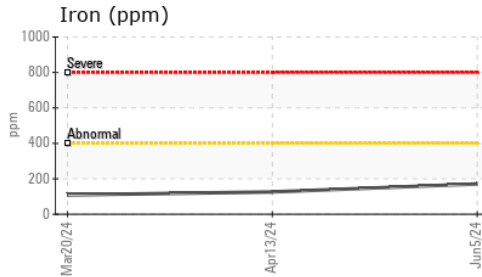


FLUID PROPERTIES	method	limit/base	current	history1	history2
Visc @ 40°C	cSt	ASTM D445	109	106	106

SAMPLE IMAGES	method	limit/base	current	history1	history2
---------------	--------	------------	---------	----------	----------

Color				no image	no image	no image
Bottom				no image	no image	no image

GRAPHS



Certificate L2367

Laboratory : WearCheck USA - 501 Madison Ave., Cary, NC 27513
Sample No. : WC0900000 **Received** : 10 Jun 2024
Lab Number : 06205786 **Tested** : 12 Jun 2024
Unique Number : 11073247 **Diagnosed** : 12 Jun 2024 - Wes Davis
Test Package : MOB 1

INTERSTATE WASTE-BRIDGEWATER
 15 POLHEMUS LANE
 BRIDGEWATER, NJ
 US 08807
 Contact: PABLO CHARDON
 PChardon@interstatewaste.com
 T: (609)366-7431
 F:

To discuss this sample report, contact Customer Service at 1-800-237-1369.

* - Denotes test methods that are outside of the ISO 17025 scope of accreditation.

Statements of conformity to specifications are based on the simple acceptance decision rule (JCGM 106:2012)