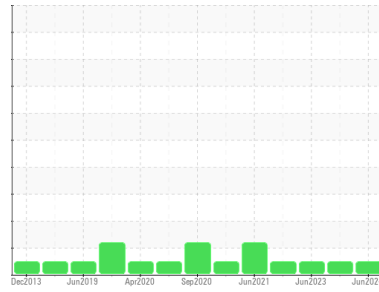




OIL ANALYSIS REPORT

Area
DPO
Machine Id
KAESER 1091 - PACKAGING CORP OF AMERICA
Component
Compressor

Sample Rating Trend



NORMAL



DIAGNOSIS

Recommendation

Resample at the next service interval to monitor.

Wear

All component wear rates are normal.

Contamination

There is no indication of any contamination in the oil.

Fluid Condition

The AN level is acceptable for this fluid. The condition of the oil is suitable for further service.

SAMPLE INFORMATION

	method	limit/base	current	history1	history2
Sample Number	Client Info		UDI0000348	UCH06048993	UCH05885699
Sample Date	Client Info		01 Jun 2024	17 Dec 2023	18 Jun 2023
Machine Age	hrs	Client Info	74642	71350	67721
Oil Age	hrs	Client Info	3292	5775	2146
Oil Changed	Client Info		Not Changed	Changed	Not Changed
Sample Status			NORMAL	NORMAL	NORMAL

CONTAMINATION

	method	limit/base	current	history1	history2
Water	WC Method	>0.05	NEG	NEG	NEG

WEAR METALS

	method	limit/base	current	history1	history2
Iron	ppm	ASTM D5185m >50	1	0	2
Chromium	ppm	ASTM D5185m >10	<1	0	2
Nickel	ppm	ASTM D5185m >3	0	0	2
Titanium	ppm	ASTM D5185m >3	<1	0	2
Silver	ppm	ASTM D5185m >2	0	0	1
Aluminum	ppm	ASTM D5185m >10	2	<1	4
Lead	ppm	ASTM D5185m >10	0	0	5
Copper	ppm	ASTM D5185m >50	5	3	3
Tin	ppm	ASTM D5185m >10	<1	<1	2
Vanadium	ppm	ASTM D5185m	0	0	1
Cadmium	ppm	ASTM D5185m	<1	0	2

ADDITIVES

	method	limit/base	current	history1	history2
Boron	ppm	ASTM D5185m 0.1	0	0	0
Barium	ppm	ASTM D5185m 0.8	4	22	8
Molybdenum	ppm	ASTM D5185m 0	0	0	2
Manganese	ppm	ASTM D5185m 0.9	0	<1	2
Magnesium	ppm	ASTM D5185m 0	<1	22	9
Calcium	ppm	ASTM D5185m 0	0	2	<1
Phosphorus	ppm	ASTM D5185m 409	127	43	177
Zinc	ppm	ASTM D5185m 0	21	0	14
Sulfur	ppm	ASTM D5185m 1290	625	5360	797

CONTAMINANTS

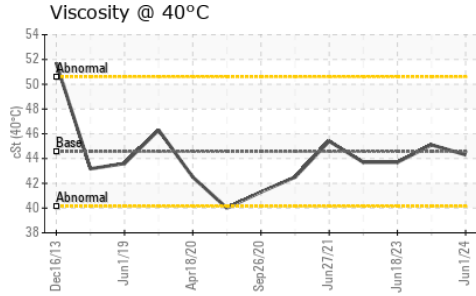
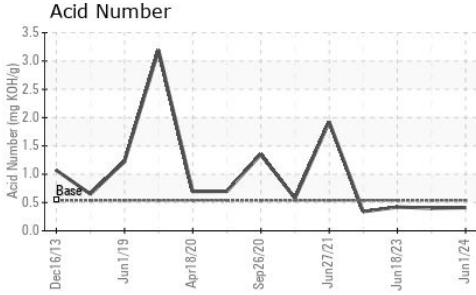
	method	limit/base	current	history1	history2
Silicon	ppm	ASTM D5185m >25	<1	0	3
Sodium	ppm	ASTM D5185m	2	2	2
Potassium	ppm	ASTM D5185m >20	1	0	7

FLUID DEGRADATION

	method	limit/base	current	history1	history2
Acid Number (AN)	mg KOH/g	ASTM D8045 0.537	0.41	0.40	0.42




OIL ANALYSIS REPORT




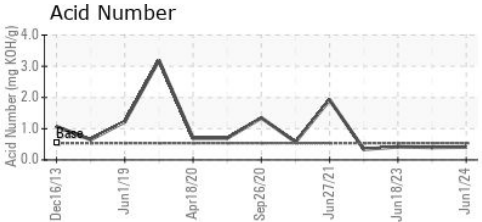
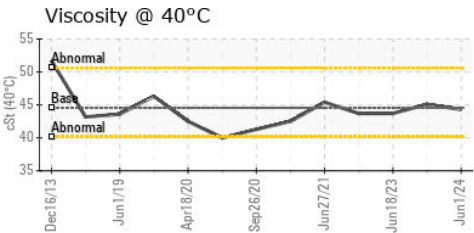
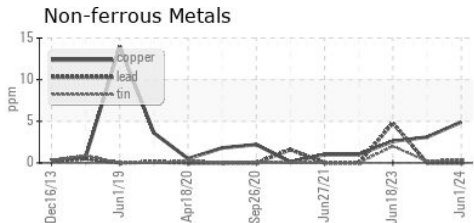
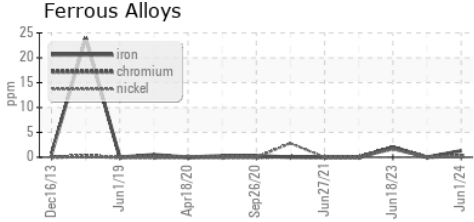
VISUAL	method	limit/base	current	history1	history2
White Metal	scalar	*Visual	NONE	NONE	NONE
Yellow Metal	scalar	*Visual	NONE	NONE	NONE
Precipitate	scalar	*Visual	NONE	NONE	NONE
Silt	scalar	*Visual	NONE	NONE	NONE
Debris	scalar	*Visual	NONE	LIGHT	NONE
Sand/Dirt	scalar	*Visual	NONE	NONE	NONE
Appearance	scalar	*Visual	NORML	NORML	NORML
Odor	scalar	*Visual	NORML	NORML	NORML
Emulsified Water	scalar	*Visual	>0.05	NEG	NEG
Free Water	scalar	*Visual		NEG	NEG

FLUID PROPERTIES	method	limit/base	current	history1	history2	
Visc @ 40°C	cSt	ASTM D445	44.56	44.3	45.1	43.7

SAMPLE IMAGES	method	limit/base	current	history1	history2
---------------	--------	------------	---------	----------	----------



GRAPHS



Laboratory : WearCheck USA - 501 Madison Ave., Cary, NC 27513
Sample No. : UDI0000348
Lab Number : **06206626**
Unique Number : 11074087
Test Package : IND 2

DELTA INDUSTRIES - DOWNERS GROVE
 2201 CURTISS STREET
 DOWNERS GROVE, IL
 US 60515
 Contact: MICHAEL FERRIS

To discuss this sample report, contact Customer Service at 1-800-237-1369.

* - Denotes test methods that are outside of the ISO 17025 scope of accreditation.

Statements of conformity to specifications are based on the simple acceptance decision rule (JCGM 106:2012)

T: (630)960-3931