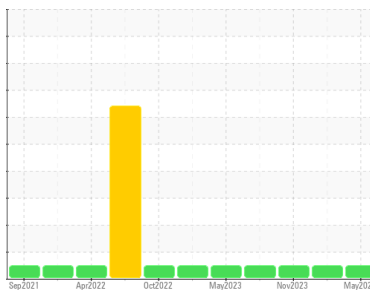




OIL ANALYSIS REPORT

Area
SYNOIL 8K
 Machine Id
QUINCY QGV-100 UN053024 - PAPER CONVERTING MACHINE
 Component
Compressor

Sample Rating Trend



NORMAL



DIAGNOSIS

Recommendation

Resample at the next service interval to monitor.

Wear

All component wear rates are normal.

Contamination

There is no indication of any contamination in the oil.

Fluid Condition

The AN level is acceptable for this fluid. The condition of the oil is suitable for further service.

SAMPLE INFORMATION

| | method | limit/base | current | history1 | history2 |
|---------------|-------------|-------------|--------------------|-------------|-------------|
| Sample Number | Client Info | | UCZ06206663 | UCZ06096349 | UCZ06007776 |
| Sample Date | Client Info | | 31 May 2024 | 06 Feb 2024 | 08 Nov 2023 |
| Machine Age | hrs | Client Info | 110737 | 107994 | 105836 |
| Oil Age | hrs | Client Info | 6913 | 4170 | 2012 |
| Oil Changed | Client Info | | N/A | N/A | N/A |
| Sample Status | | | NORMAL | NORMAL | NORMAL |

CONTAMINATION

| | method | limit/base | current | history1 | history2 |
|-------|-----------|------------|------------|----------|----------|
| Water | WC Method | >0.1 | NEG | NEG | NEG |

WEAR METALS

| | method | limit/base | current | history1 | history2 |
|----------|--------|-----------------|--------------|----------|----------|
| Iron | ppm | ASTM D5185m >50 | 0 | 0 | 0 |
| Chromium | ppm | ASTM D5185m >5 | <1 | <1 | 0 |
| Nickel | ppm | ASTM D5185m | 0 | 0 | 0 |
| Titanium | ppm | ASTM D5185m | <1 | 0 | <1 |
| Silver | ppm | ASTM D5185m | 0 | 0 | 0 |
| Aluminum | ppm | ASTM D5185m >15 | 2 | 2 | 0 |
| Lead | ppm | ASTM D5185m >65 | 0 | 0 | 0 |
| Copper | ppm | ASTM D5185m >65 | 1 | 2 | <1 |
| Tin | ppm | ASTM D5185m >10 | <1 | 0 | 0 |
| Vanadium | ppm | ASTM D5185m | 0 | 0 | <1 |
| Cadmium | ppm | ASTM D5185m | <1 | 0 | 0 |

ADDITIVES

| | method | limit/base | current | history1 | history2 |
|------------|--------|------------------|--------------|----------|----------|
| Boron | ppm | ASTM D5185m 0.3 | 0 | 0 | 0 |
| Barium | ppm | ASTM D5185m 0.3 | 0 | 0 | 0 |
| Molybdenum | ppm | ASTM D5185m 0 | 0 | 0 | 0 |
| Manganese | ppm | ASTM D5185m 0.9 | 0 | 0 | 0 |
| Magnesium | ppm | ASTM D5185m 0.2 | <1 | 0 | 0 |
| Calcium | ppm | ASTM D5185m 0.1 | 0 | 0 | 0 |
| Phosphorus | ppm | ASTM D5185m 429 | 333 | 328 | 296 |
| Zinc | ppm | ASTM D5185m 0.3 | 0 | 0 | 0 |
| Sulfur | ppm | ASTM D5185m 1336 | 505 | 582 | 306 |

CONTAMINANTS

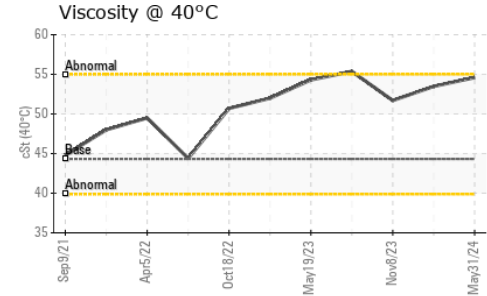
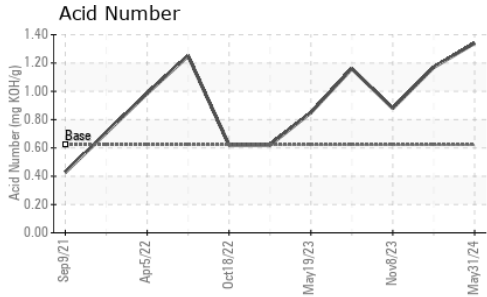
| | method | limit/base | current | history1 | history2 |
|-----------|--------|-----------------|--------------|----------|----------|
| Silicon | ppm | ASTM D5185m >35 | 1 | <1 | <1 |
| Sodium | ppm | ASTM D5185m | 0 | 0 | <1 |
| Potassium | ppm | ASTM D5185m >20 | <1 | 1 | 0 |

FLUID DEGRADATION

| | method | limit/base | current | history1 | history2 |
|------------------|----------|------------------|-------------|----------|----------|
| Acid Number (AN) | mg KOH/g | ASTM D8045 0.622 | 1.34 | 1.17 | 0.88 |




OIL ANALYSIS REPORT



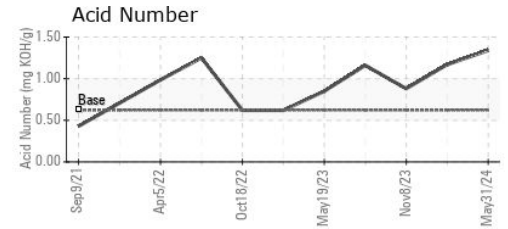
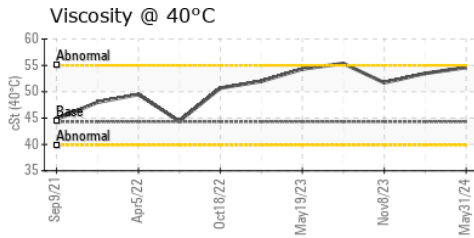
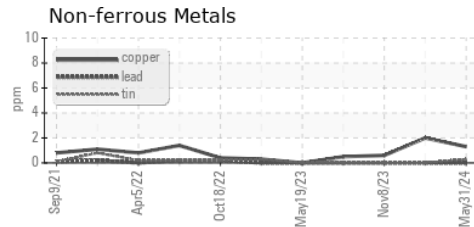
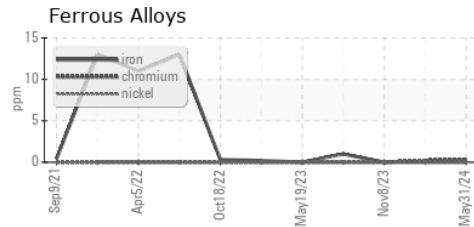
| VISUAL | method | limit/base | current | history1 | history2 |
|------------------|--------|------------|---------|----------|----------|
| White Metal | scalar | *Visual | NONE | NONE | NONE |
| Yellow Metal | scalar | *Visual | NONE | NONE | NONE |
| Precipitate | scalar | *Visual | NONE | NONE | NONE |
| Silt | scalar | *Visual | NONE | NONE | NONE |
| Debris | scalar | *Visual | NONE | NONE | NONE |
| Sand/Dirt | scalar | *Visual | NONE | NONE | NONE |
| Appearance | scalar | *Visual | NORML | NORML | NORML |
| Odor | scalar | *Visual | NORML | NORML | NORML |
| Emulsified Water | scalar | *Visual | >0.1 | NEG | NEG |
| Free Water | scalar | *Visual | | NEG | NEG |

| FLUID PROPERTIES | method | limit/base | current | history1 | history2 | |
|------------------|--------|------------|---------|-------------|----------|------|
| Visc @ 40°C | cSt | ASTM D445 | 44.32 | 54.6 | 53.48 | 51.7 |

| SAMPLE IMAGES | method | limit/base | current | history1 | history2 |
|---------------|--------|------------|---------|----------|----------|
|---------------|--------|------------|---------|----------|----------|



GRAPHS



Laboratory : WearCheck USA - 501 Madison Ave., Cary, NC 27513
Sample No. : UCZ06206663 **Received** : 11 Jun 2024
Lab Number : **06206663** **Tested** : 13 Jun 2024
Unique Number : 11074124 **Diagnosed** : 13 Jun 2024 - Wes Davis
Test Package : IND 2

ZORN COMP & EQUIPMENT CO (GB)
 733 POTTS AVE
 GREEN BAY, WI
 US 54304
 Contact: DEAN SCHAD
 dean.schad@zornair.com
 T: (920)391-8121
 F: (920)499-1168

To discuss this sample report, contact Customer Service at 1-800-237-1369.

* - Denotes test methods that are outside of the ISO 17025 scope of accreditation.

Statements of conformity to specifications are based on the simple acceptance decision rule (JCGM 106:2012)