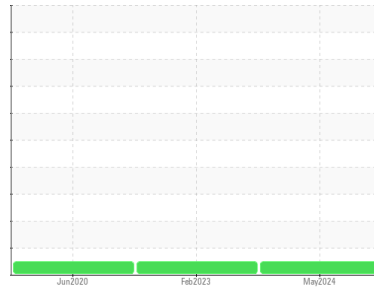




OIL ANALYSIS REPORT

Sample Rating Trend



NORMAL



Area

[618586]

Machine Id

MARION 8050 DL3124 (S/N 23187)

Component

1 Swing Drive

Fluid

{not provided} (--- GAL)

DIAGNOSIS

Recommendation

Resample at the next service interval to monitor.

Wear

All component wear rates are normal.

Contamination

There is no indication of any contamination in the oil.

Fluid Condition

The condition of the oil is acceptable for the time in service.

SAMPLE INFORMATION		method	limit/base	current	history1	history2
Sample Number	Client Info			BRI006990	BRM001761	BRM000791
Sample Date	Client Info			15 May 2024	14 Feb 2023	03 Jun 2020
Machine Age	hrs	Client Info		126810	122910	60320
Oil Age	hrs	Client Info		0	0	0
Oil Changed	Client Info			N/A	Not Changd	Not Changd
Sample Status				NORMAL	NORMAL	NORMAL

CONTAMINATION		method	limit/base	current	history1	history2
Water	WC Method		>0.2	NEG	NEG	NEG

WEAR METALS		method	limit/base	current	history1	history2
Iron	ppm	ASTM D5185m	>400	20	19	18
Chromium	ppm	ASTM D5185m	>10	<1	0	<1
Nickel	ppm	ASTM D5185m	>10	<1	<1	0
Titanium	ppm	ASTM D5185m		0	0	0
Silver	ppm	ASTM D5185m		0	<1	0
Aluminum	ppm	ASTM D5185m	>25	1	0	1
Lead	ppm	ASTM D5185m	>50	4	0	<1
Copper	ppm	ASTM D5185m	>200	4	<1	<1
Tin	ppm	ASTM D5185m	>10	1	0	0
Antimony	ppm	ASTM D5185m	>5	---	---	1482
Vanadium	ppm	ASTM D5185m		0	0	0
Cadmium	ppm	ASTM D5185m		0	<1	<1

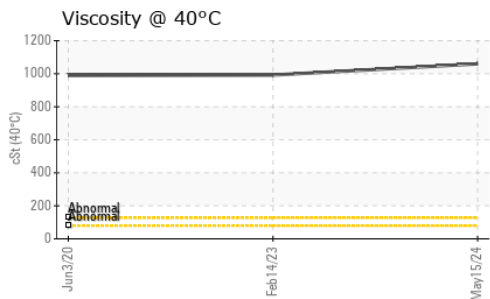
ADDITIVES		method	limit/base	current	history1	history2
Boron	ppm	ASTM D5185m		1	0	1
Barium	ppm	ASTM D5185m		0	0	<1
Molybdenum	ppm	ASTM D5185m		57	62	51
Manganese	ppm	ASTM D5185m		<1	<1	<1
Magnesium	ppm	ASTM D5185m		<1	0	<1
Calcium	ppm	ASTM D5185m		2	<1	1
Phosphorus	ppm	ASTM D5185m		335	358	220
Zinc	ppm	ASTM D5185m		0	0	3
Sulfur	ppm	ASTM D5185m		5934	8009	7461

CONTAMINANTS		method	limit/base	current	history1	history2
Silicon	ppm	ASTM D5185m	>50	4	3	5
Sodium	ppm	ASTM D5185m		2	1	<1
Potassium	ppm	ASTM D5185m	>20	4	0	0

VISUAL		method	limit/base	current	history1	history2
White Metal	scalar	*Visual	NONE	NONE	NONE	VLITE
Yellow Metal	scalar	*Visual	NONE	NONE	NONE	NONE
Precipitate	scalar	*Visual	NONE	NONE	NONE	NONE
Silt	scalar	*Visual	NONE	NONE	NONE	NONE
Debris	scalar	*Visual	NONE	NONE	NONE	NONE
Sand/Dirt	scalar	*Visual	NONE	NONE	NONE	NONE
Appearance	scalar	*Visual	NORML	NORML	NORML	NORML
Odor	scalar	*Visual	NORML	NORML	NORML	NORML
Emulsified Water	scalar	*Visual	>0.2	NEG	NEG	NEG
Free Water	scalar	*Visual		NEG	NEG	NEG



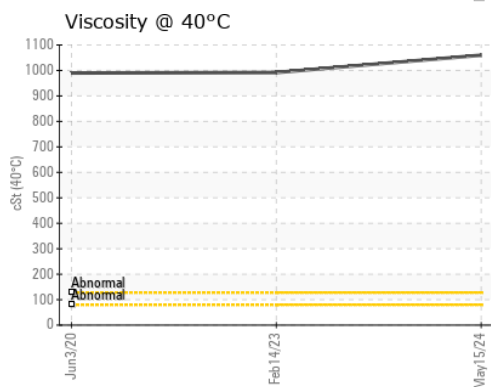
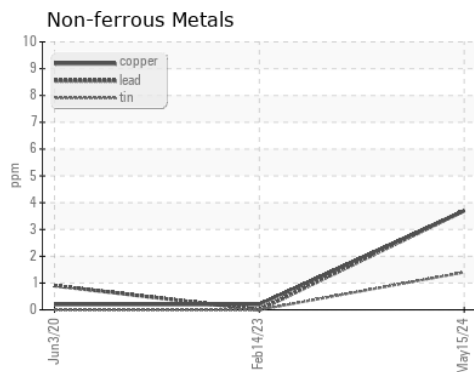
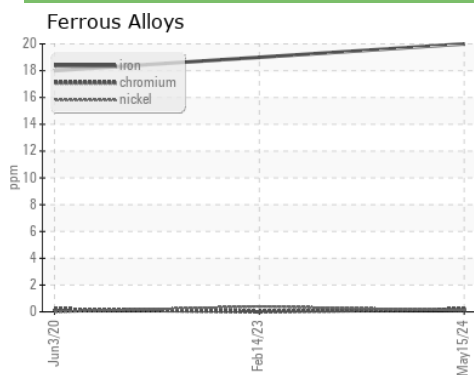
OIL ANALYSIS REPORT



FLUID PROPERTIES	method	limit/base	current	history1	history2
Visc @ 40°C	cSt	ASTM D445	1060	992	990

SAMPLE IMAGES	method	limit/base	current	history1	history2
Color				no image	no image
Bottom				no image	no image

GRAPHS



Certificate L2367

Laboratory : WearCheck USA - 501 Madison Ave., Cary, NC 27513
Sample No. : BRI006990
Lab Number : 06206998
Unique Number : 11074459
Test Package : IND 1

Received : 11 Jun 2024
Tested : 13 Jun 2024
Diagnosed : 13 Jun 2024 - Don Baldrige

WESTMORELAND ROSEBUD MINING
 PO BOX 99
 COLSTRIP, MT
 US 59323
 Contact: RUSS ANZALONE
 CANZALONE@WESTMORELAND.COM

To discuss this sample report, contact Customer Service at 1-800-237-1369.

* - Denotes test methods that are outside of the ISO 17025 scope of accreditation.

Statements of conformity to specifications are based on the simple acceptance decision rule (JCGM 106:2012)

T:
F: