



OIL ANALYSIS REPORT

Sample Rating Trend



NORMAL



Area

LSS-9300-5

Machine Id

QUINCY BU1105130115 - PACTIV

Component

Compressor

DIAGNOSIS

Recommendation

Resample at the next service interval to monitor. Please specify the brand, type, and viscosity of the oil on your next sample.

Wear

All component wear rates are normal.

Contamination

There is no indication of any contamination in the oil.

Fluid Condition

The AN level is acceptable for this fluid. The condition of the oil is suitable for further service.

SAMPLE INFORMATION		method	limit/base	current	history1	history2
Sample Number	Client Info			UCH06208847	UCH06101052	---
Sample Date	Client Info			15 May 2024	09 Feb 2024	---
Machine Age	hrs	Client Info		97306	96689	---
Oil Age	hrs	Client Info		4827	3940	---
Oil Changed	Client Info			N/A	N/A	---
Sample Status				NORMAL	NORMAL	---

CONTAMINATION		method	limit/base	current	history1	history2
Water	WC Method		>0.1	NEG	NEG	---

WEAR METALS		method	limit/base	current	history1	history2
Iron	ppm	ASTM D5185m	>50	0	0	---
Chromium	ppm	ASTM D5185m	>10	0	<1	---
Nickel	ppm	ASTM D5185m		0	0	---
Titanium	ppm	ASTM D5185m		0	0	---
Silver	ppm	ASTM D5185m		0	0	---
Aluminum	ppm	ASTM D5185m	>25	0	2	---
Lead	ppm	ASTM D5185m	>25	0	0	---
Copper	ppm	ASTM D5185m	>50	0	<1	---
Tin	ppm	ASTM D5185m	>15	<1	0	---
Vanadium	ppm	ASTM D5185m		0	0	---
Cadmium	ppm	ASTM D5185m		0	0	---

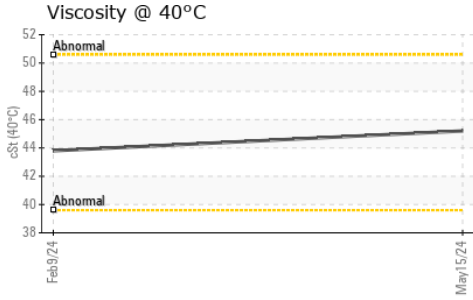
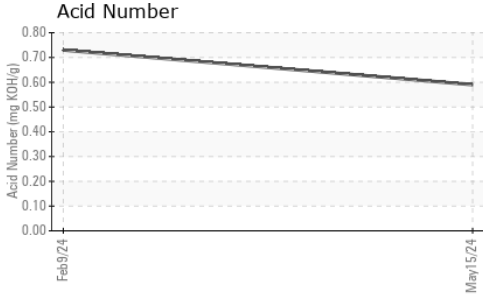
ADDITIVES		method	limit/base	current	history1	history2
Boron	ppm	ASTM D5185m		0	0	---
Barium	ppm	ASTM D5185m		0	8	---
Molybdenum	ppm	ASTM D5185m		0	0	---
Manganese	ppm	ASTM D5185m		0	0	---
Magnesium	ppm	ASTM D5185m		0	<1	---
Calcium	ppm	ASTM D5185m		0	0	---
Phosphorus	ppm	ASTM D5185m		204	164	---
Zinc	ppm	ASTM D5185m		0	0	---
Sulfur	ppm	ASTM D5185m		478	256	---

CONTAMINANTS		method	limit/base	current	history1	history2
Silicon	ppm	ASTM D5185m	>25	<1	4	---
Sodium	ppm	ASTM D5185m		<1	0	---
Potassium	ppm	ASTM D5185m	>20	0	1	---

FLUID DEGRADATION		method	limit/base	current	history1	history2
Acid Number (AN)	mg KOH/g	ASTM D8045		0.59	0.73	---




OIL ANALYSIS REPORT



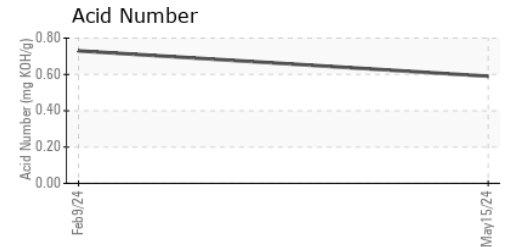
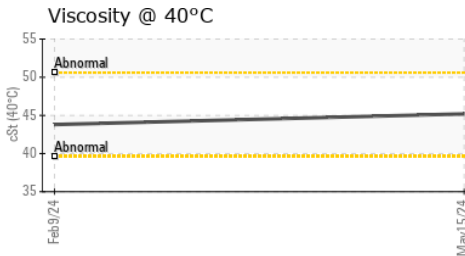
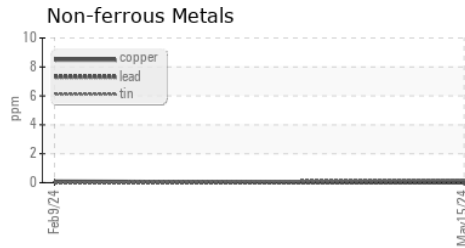
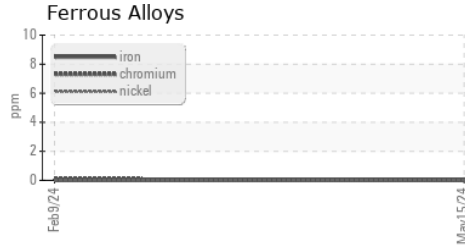
VISUAL	method	limit/base	current	history1	history2
White Metal	scalar	*Visual	NONE	NONE	---
Yellow Metal	scalar	*Visual	NONE	NONE	---
Precipitate	scalar	*Visual	NONE	NONE	---
Silt	scalar	*Visual	NONE	NONE	---
Debris	scalar	*Visual	NONE	LIGHT	---
Sand/Dirt	scalar	*Visual	NONE	NONE	---
Appearance	scalar	*Visual	NORML	NORML	---
Odor	scalar	*Visual	NORML	NORML	---
Emulsified Water	scalar	*Visual	>0.1	NEG	---
Free Water	scalar	*Visual		NEG	---

FLUID PROPERTIES	method	limit/base	current	history1	history2
Visc @ 40°C	cSt	ASTM D445	45.2	43.8	---

SAMPLE IMAGES	method	limit/base	current	history1	history2
---------------	--------	------------	---------	----------	----------



GRAPHS



Certificate L2367

Laboratory : WearCheck USA - 501 Madison Ave., Cary, NC 27513
Sample No. : UCH06208847
Lab Number : 06208847
Unique Number : 11076308
Test Package : IND 2

Received : 13 Jun 2024
Tested : 14 Jun 2024
Diagnosed : 14 Jun 2024 - Wes Davis

LEWIS SYSTEMS & SERVICE CO INC
 9300 STOCKPORT PL
 CHARLOTTE, NC
 US 28273
 Contact: SCOTT KEE
 skee@lewisystemsinc.com
 T: (704)588-2299
 F:

To discuss this sample report, contact Customer Service at 1-800-237-1369.

* - Denotes test methods that are outside of the ISO 17025 scope of accreditation.

Statements of conformity to specifications are based on the simple acceptance decision rule (JCGM 106:2012)