



OIL ANALYSIS REPORT

Sample Rating Trend



NORMAL



Area

LSS-9300-5

Machine Id

QUINCY 91485H - PACTIV

Component

Compressor

DIAGNOSIS

Recommendation

Resample at the next service interval to monitor. Please specify the brand, type, and viscosity of the oil on your next sample.

Wear

All component wear rates are normal.

Contamination

There is no indication of any contamination in the oil.

Fluid Condition

The AN level is acceptable for this fluid. The condition of the oil is suitable for further service.

SAMPLE INFORMATION		method	limit/base	current	history1	history2
Sample Number	Client Info			UCH06208859	UCH06101058	---
Sample Date	Client Info			14 May 2024	05 Feb 2024	---
Machine Age	hrs	Client Info		41864	39519	---
Oil Age	hrs	Client Info		4881	2536	---
Oil Changed		Client Info		N/A	N/A	---
Sample Status				NORMAL	NORMAL	---

CONTAMINATION		method	limit/base	current	history1	history2
Water	WC Method		>0.1	NEG	NEG	---

WEAR METALS		method	limit/base	current	history1	history2
Iron	ppm	ASTM D5185m	>50	<1	<1	---
Chromium	ppm	ASTM D5185m	>10	0	<1	---
Nickel	ppm	ASTM D5185m		0	0	---
Titanium	ppm	ASTM D5185m		0	0	---
Silver	ppm	ASTM D5185m		0	0	---
Aluminum	ppm	ASTM D5185m	>25	<1	2	---
Lead	ppm	ASTM D5185m	>25	0	0	---
Copper	ppm	ASTM D5185m	>50	0	2	---
Tin	ppm	ASTM D5185m	>15	<1	0	---
Vanadium	ppm	ASTM D5185m		0	0	---
Cadmium	ppm	ASTM D5185m		0	0	---

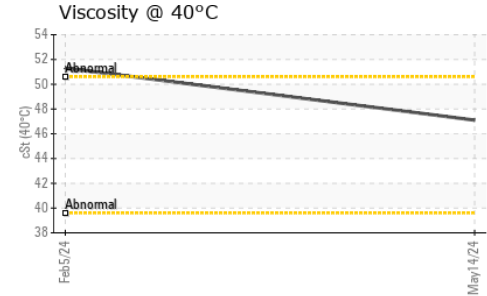
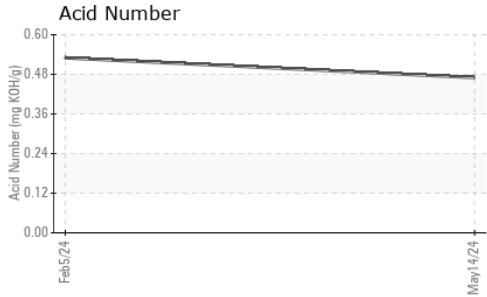
ADDITIVES		method	limit/base	current	history1	history2
Boron	ppm	ASTM D5185m		0	0	---
Barium	ppm	ASTM D5185m		0	8	---
Molybdenum	ppm	ASTM D5185m		0	0	---
Manganese	ppm	ASTM D5185m		0	0	---
Magnesium	ppm	ASTM D5185m		0	<1	---
Calcium	ppm	ASTM D5185m		0	0	---
Phosphorus	ppm	ASTM D5185m		203	228	---
Zinc	ppm	ASTM D5185m		0	0	---
Sulfur	ppm	ASTM D5185m		737	827	---

CONTAMINANTS		method	limit/base	current	history1	history2
Silicon	ppm	ASTM D5185m	>25	4	<1	---
Sodium	ppm	ASTM D5185m		<1	0	---
Potassium	ppm	ASTM D5185m	>20	0	1	---

FLUID DEGRADATION		method	limit/base	current	history1	history2
Acid Number (AN)	mg KOH/g	ASTM D8045		0.47	0.53	---




OIL ANALYSIS REPORT



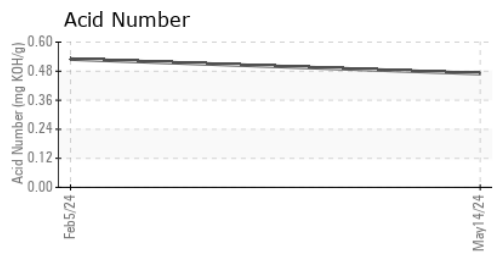
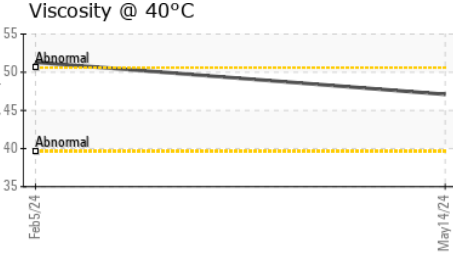
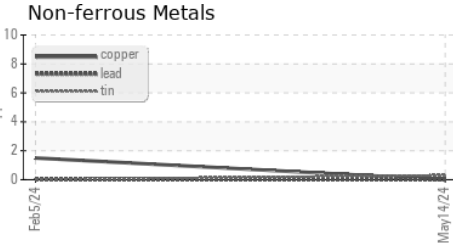
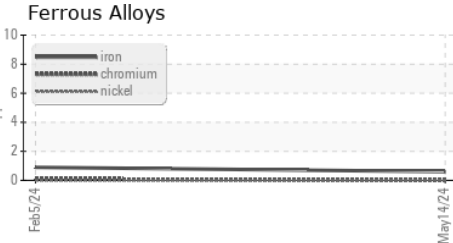
VISUAL	method	limit/base	current	history1	history2
White Metal	scalar	*Visual	NONE	NONE	NONE
Yellow Metal	scalar	*Visual	NONE	NONE	NONE
Precipitate	scalar	*Visual	NONE	NONE	NONE
Silt	scalar	*Visual	NONE	NONE	NONE
Debris	scalar	*Visual	NONE	LIGHT	NONE
Sand/Dirt	scalar	*Visual	NONE	NONE	NONE
Appearance	scalar	*Visual	NORML	NORML	NORML
Odor	scalar	*Visual	NORML	NORML	NORML
Emulsified Water	scalar	*Visual	>0.1	NEG	NEG
Free Water	scalar	*Visual		NEG	NEG

FLUID PROPERTIES	method	limit/base	current	history1	history2
Visc @ 40°C	cSt	ASTM D445	47.1	51.3	---

SAMPLE IMAGES	method	limit/base	current	history1	history2
---------------	--------	------------	---------	----------	----------



GRAPHS



Laboratory : WearCheck USA - 501 Madison Ave., Cary, NC 27513
Sample No. : UCH06208859 **Received** : 13 Jun 2024
Lab Number : **06208859** **Tested** : 14 Jun 2024
Unique Number : 11076320 **Diagnosed** : 14 Jun 2024 - Wes Davis
Test Package : IND 2

LEWIS SYSTEMS & SERVICE CO INC
 9300 STOCKPORT PL
 CHARLOTTE, NC
 US 28273
 Contact: SCOTT KEE
 skee@lewisystemsinc.com
 T: (704)588-2299
 F:

To discuss this sample report, contact Customer Service at 1-800-237-1369.

* - Denotes test methods that are outside of the ISO 17025 scope of accreditation.

Statements of conformity to specifications are based on the simple acceptance decision rule (JCGM 106:2012)