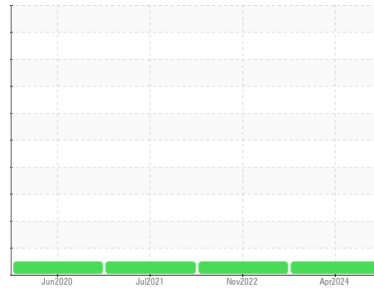




OIL ANALYSIS REPORT

Sample Rating Trend



NORMAL



Area

CHEMLUBE 630 [1672104]

Machine Id

L3-HUM-APP-ROLL - PFNONWOVENS

Component

Gearbox

DIAGNOSIS

Recommendation

Resample at the next service interval to monitor.

Wear

All component wear rates are normal.

Contamination

The amount and size of particulates present in the system are acceptable.

Fluid Condition

The AN level is acceptable for this fluid. The condition of the oil is suitable for further service.

SAMPLE INFORMATION		method	limit/base	current	history1	history2
Sample Number	Client Info			UCH06209317	UCH05711763	UCH05329154
Sample Date	Client Info			30 Apr 2024	18 Nov 2022	18 Jul 2021
Machine Age	hrs	Client Info		0	0	0
Oil Age	hrs	Client Info		0	0	0
Oil Changed	Client Info			N/A	N/A	N/A
Sample Status				NORMAL	NORMAL	NORMAL

CONTAMINATION		method	limit/base	current	history1	history2
Water	WC Method		>0.2	NEG	NEG	NEG

WEAR METALS		method	limit/base	current	history1	history2
Iron	ppm	ASTM D5185m	>200	43	49	34
Chromium	ppm	ASTM D5185m	>15	<1	<1	<1
Nickel	ppm	ASTM D5185m	>15	0	0	<1
Titanium	ppm	ASTM D5185m		<1	0	<1
Silver	ppm	ASTM D5185m		0	0	0
Aluminum	ppm	ASTM D5185m	>25	2	1	<1
Lead	ppm	ASTM D5185m	>100	<1	0	0
Copper	ppm	ASTM D5185m	>200	0	0	0
Tin	ppm	ASTM D5185m	>25	<1	0	0
Antimony	ppm	ASTM D5185m	>5	---	---	0
Vanadium	ppm	ASTM D5185m		0	0	0
Cadmium	ppm	ASTM D5185m		0	0	<1

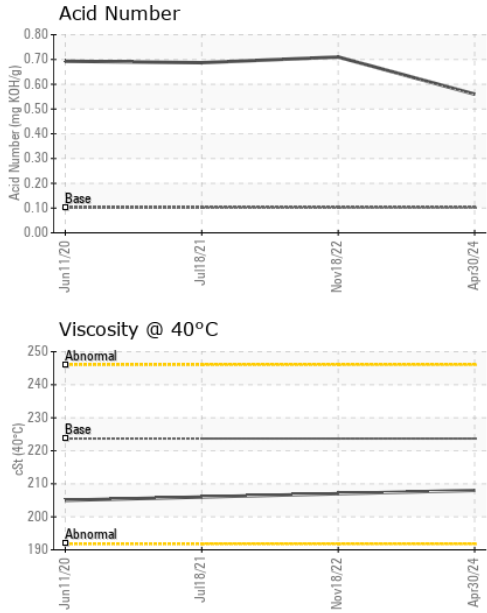
ADDITIVES		method	limit/base	current	history1	history2
Boron	ppm	ASTM D5185m	4.1	13	13	36
Barium	ppm	ASTM D5185m	0.1	0	0	0
Molybdenum	ppm	ASTM D5185m	0	<1	<1	0
Manganese	ppm	ASTM D5185m	0.7	0	<1	<1
Magnesium	ppm	ASTM D5185m	0	<1	0	<1
Calcium	ppm	ASTM D5185m	0	0	12	14
Phosphorus	ppm	ASTM D5185m	1600	626	422	299
Zinc	ppm	ASTM D5185m	0	7	2	11
Sulfur	ppm	ASTM D5185m	354	12914	14314	14932

CONTAMINANTS		method	limit/base	current	history1	history2
Silicon	ppm	ASTM D5185m	>50	2	2	1
Sodium	ppm	ASTM D5185m		0	<1	<1
Potassium	ppm	ASTM D5185m	>20	1	0	3

FLUID DEGRADATION		method	limit/base	current	history1	history2
Acid Number (AN)	mg KOH/g	ASTM D8045	0.102	0.56	0.71	0.687




OIL ANALYSIS REPORT



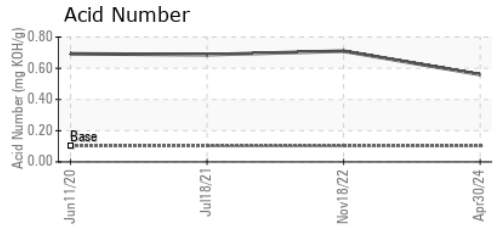
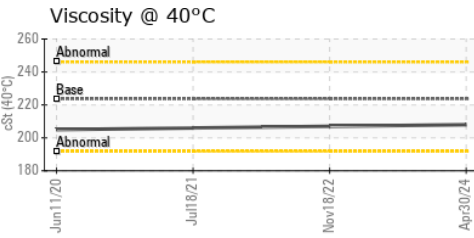
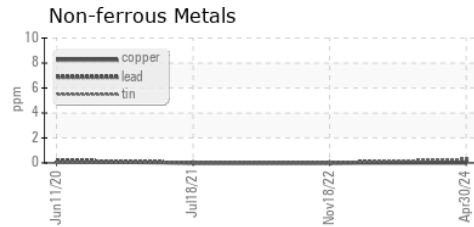
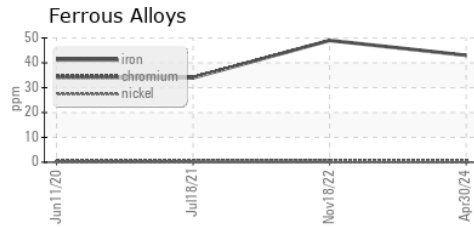
VISUAL	method	limit/base	current	history1	history2
White Metal	scalar	*Visual	NONE	NONE	NONE
Yellow Metal	scalar	*Visual	NONE	NONE	NONE
Precipitate	scalar	*Visual	NONE	NONE	NONE
Silt	scalar	*Visual	NONE	NONE	NONE
Debris	scalar	*Visual	NONE	LIGHT	NONE
Sand/Dirt	scalar	*Visual	NONE	NONE	NONE
Appearance	scalar	*Visual	NORML	NORML	NORML
Odor	scalar	*Visual	NORML	NORML	NORML
Emulsified Water	scalar	*Visual	>0.2	NEG	NEG
Free Water	scalar	*Visual		NEG	NEG

FLUID PROPERTIES	method	limit/base	current	history1	history2
Visc @ 40°C	cSt	ASTM D445	223.7	208	207

SAMPLE IMAGES	method	limit/base	current	history1	history2
---------------	--------	------------	---------	----------	----------



GRAPHS



Laboratory : WearCheck USA - 501 Madison Ave., Cary, NC 27513
Sample No. : UCH06209317 **Received** : 13 Jun 2024
Lab Number : 06209317 **Tested** : 17 Jun 2024
Unique Number : 11076778 **Diagnosed** : 17 Jun 2024 - Angela Borella
Test Package : IND 2

CORROSION PRODUCTS & EQUIPMENT
 940 POINTVIEW AVE
 EPHRATA, PA
 US 17522
 Contact: RYAN HUNGARTER
 rhungarter@corrosion-products.com
 T: (717)961-1998
 F:

To discuss this sample report, contact Customer Service at 1-800-237-1369.

* - Denotes test methods that are outside of the ISO 17025 scope of accreditation.
 Statements of conformity to specifications are based on the simple acceptance decision rule (JCGM 106:2012)