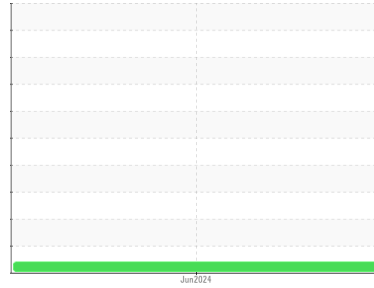




OIL ANALYSIS REPORT

Sample Rating Trend



VIS DEBRIS



Area

FGG 1150

Machine Id

SC 8 - BUFFALO WATER

Component

Gearbox

DIAGNOSIS

▲ Recommendation

Resample at the next service interval to monitor. We were unable to perform a particle count due to a high concentration of particles present in this sample.

Wear

All component wear rates are normal.

▲ Contamination

Moderate concentration of visible dirt/debris present in the oil.

Fluid Condition

The AN level is acceptable for this fluid. The condition of the oil is acceptable for the time in service.

SAMPLE INFORMATION

	method	limit/base	current	history1	history2
Sample Number	Client Info		UCH06210090	---	---
Sample Date	Client Info		13 Jun 2024	---	---
Machine Age	hrs	Client Info	0	---	---
Oil Age	hrs	Client Info	0	---	---
Oil Changed		Client Info	N/A	---	---
Sample Status			ABNORMAL	---	---

CONTAMINATION

	method	limit/base	current	history1	history2
Water	WC Method	>0.2	NEG	---	---

WEAR METALS

	method	limit/base	current	history1	history2
Iron	ppm	ASTM D5185m >200	0	---	---
Chromium	ppm	ASTM D5185m >15	0	---	---
Nickel	ppm	ASTM D5185m >15	0	---	---
Titanium	ppm	ASTM D5185m	0	---	---
Silver	ppm	ASTM D5185m	0	---	---
Aluminum	ppm	ASTM D5185m >25	0	---	---
Lead	ppm	ASTM D5185m >100	0	---	---
Copper	ppm	ASTM D5185m >200	0	---	---
Tin	ppm	ASTM D5185m >25	0	---	---
Vanadium	ppm	ASTM D5185m	0	---	---
Cadmium	ppm	ASTM D5185m	0	---	---

ADDITIVES

	method	limit/base	current	history1	history2
Boron	ppm	ASTM D5185m 0	0	---	---
Barium	ppm	ASTM D5185m 0	0	---	---
Molybdenum	ppm	ASTM D5185m 0.1	0	---	---
Manganese	ppm	ASTM D5185m 0.2	0	---	---
Magnesium	ppm	ASTM D5185m 1.8	0	---	---
Calcium	ppm	ASTM D5185m 0	2	---	---
Phosphorus	ppm	ASTM D5185m 573	502	---	---
Zinc	ppm	ASTM D5185m 0	6	---	---
Sulfur	ppm	ASTM D5185m 576	819	---	---

CONTAMINANTS

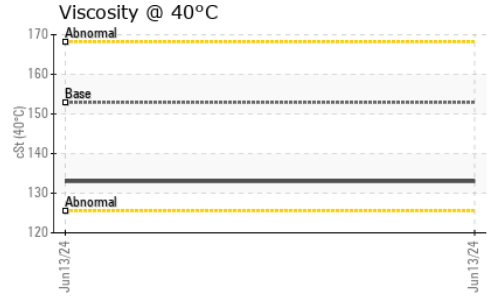

	method	limit/base	current	history1	history2
Silicon	ppm	ASTM D5185m >50	2	---	---
Sodium	ppm	ASTM D5185m	0	---	---
Potassium	ppm	ASTM D5185m >20	0	---	---

FLUID DEGRADATION

	method	limit/base	current	history1	history2
Acid Number (AN)	mg KOH/g	ASTM D8045 0.425	0.13	---	---



OIL ANALYSIS REPORT



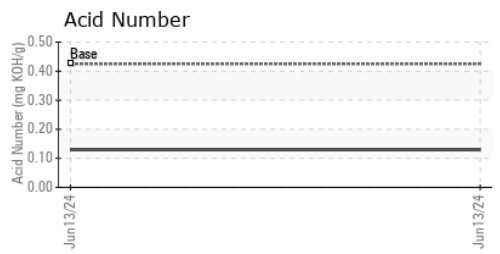
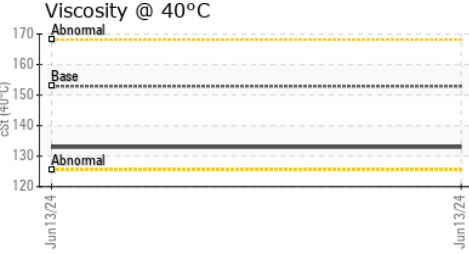


VISUAL	method	limit/base	current	history1	history2	
White Metal	scalar	*Visual	NONE	NONE	---	---
Yellow Metal	scalar	*Visual	NONE	NONE	---	---
Precipitate	scalar	*Visual	NONE	NONE	---	---
Silt	scalar	*Visual	NONE	NONE	---	---
Debris	scalar	*Visual	NONE	▲ MODER	---	---
Sand/Dirt	scalar	*Visual	NONE	NONE	---	---
Appearance	scalar	*Visual	NORML	NORML	---	---
Odor	scalar	*Visual	NORML	NORML	---	---
Emulsified Water	scalar	*Visual	>0.2	NEG	---	---
Free Water	scalar	*Visual		NEG	---	---

FLUID PROPERTIES	method	limit/base	current	history1	history2	
Visc @ 40°C	cSt	ASTM D445	152.9	133	---	---

SAMPLE IMAGES	method	limit/base	current	history1	history2
---------------	--------	------------	---------	----------	----------

Color				no image	no image
Bottom				no image	no image

GRAPHS



Laboratory : WearCheck USA - 501 Madison Ave., Cary, NC 27513
Sample No. : UCH06210090 **Received** : 14 Jun 2024
Lab Number : 06210090 **Tested** : 18 Jun 2024
Unique Number : 11082954 **Diagnosed** : 18 Jun 2024 - Angela Borella
Test Package : IND 2 (Additional Tests: PrtCount)

CORROSION PRODUCTS & EQUIPMENT INC
 110 ELMGROVE PARK
 ROCHESTER, NY
 US 14624
 Contact: Bill Cox
 cox@corrosion-products.com
 T: (585)455-7978
 F: (585)247-7268

To discuss this sample report, contact Customer Service at 1-800-237-1369.

* - Denotes test methods that are outside of the ISO 17025 scope of accreditation.

Statements of conformity to specifications are based on the simple acceptance decision rule (JCGM 106:2012)