



OIL ANALYSIS REPORT

Sample Rating Trend



NORMAL



Machine Id
Frick Compressor # 15
 Component
Refrigeration Compressor
 Fluid
REFRIG COMP OIL ISO 68 (--- GAL)

DIAGNOSIS

Recommendation

Resample at the next service interval to monitor.

Wear

All component wear rates are normal.

Contamination

There is no indication of any contamination in the oil.

Fluid Condition

The AN level is acceptable for this fluid. The condition of the oil is suitable for further service.

SAMPLE INFORMATION

| | method | limit/base | current | history1 | history2 |
|---------------|-------------|------------|--------------------|----------|----------|
| Sample Number | Client Info | | WC0766815 | --- | --- |
| Sample Date | Client Info | | 06 Jun 2024 | --- | --- |
| Machine Age | Client Info | | 0 | --- | --- |
| Oil Age | Client Info | | 0 | --- | --- |
| Oil Changed | Client Info | | N/A | --- | --- |
| Sample Status | | | NORMAL | --- | --- |

WEAR METALS

| | method | limit/base | current | history1 | history2 |
|----------|-----------------|------------|--------------|----------|----------|
| Iron | ppm ASTM D5185m | >8 | 2 | --- | --- |
| Chromium | ppm ASTM D5185m | >2 | 0 | --- | --- |
| Nickel | ppm ASTM D5185m | | 0 | --- | --- |
| Titanium | ppm ASTM D5185m | | 0 | --- | --- |
| Silver | ppm ASTM D5185m | >2 | 0 | --- | --- |
| Aluminum | ppm ASTM D5185m | >3 | <1 | --- | --- |
| Lead | ppm ASTM D5185m | >2 | 0 | --- | --- |
| Copper | ppm ASTM D5185m | >8 | 2 | --- | --- |
| Tin | ppm ASTM D5185m | >4 | <1 | --- | --- |
| Vanadium | ppm ASTM D5185m | | 0 | --- | --- |
| Cadmium | ppm ASTM D5185m | | 0 | --- | --- |

ADDITIVES

| | method | limit/base | current | history1 | history2 |
|------------|-----------------|------------|--------------|----------|----------|
| Boron | ppm ASTM D5185m | 5 | <1 | --- | --- |
| Barium | ppm ASTM D5185m | 5 | 0 | --- | --- |
| Molybdenum | ppm ASTM D5185m | 5 | <1 | --- | --- |
| Manganese | ppm ASTM D5185m | | <1 | --- | --- |
| Magnesium | ppm ASTM D5185m | 5 | 0 | --- | --- |
| Calcium | ppm ASTM D5185m | 12 | 0 | --- | --- |
| Phosphorus | ppm ASTM D5185m | 12 | 0 | --- | --- |
| Zinc | ppm ASTM D5185m | 12 | 0 | --- | --- |
| Sulfur | ppm ASTM D5185m | 1000 | 0 | --- | --- |

CONTAMINANTS

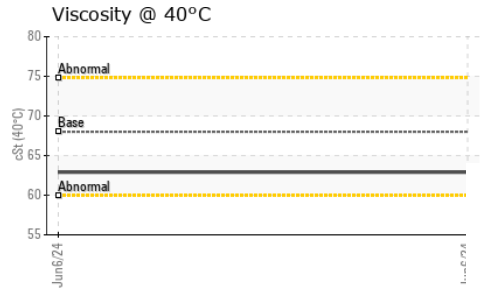

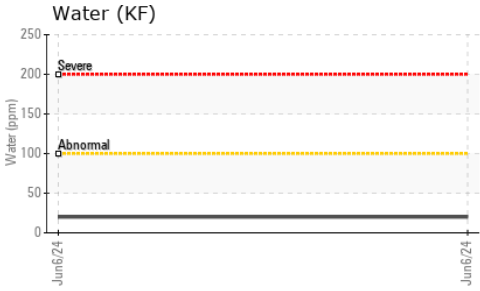
| | method | limit/base | current | history1 | history2 |
|-----------|-----------------|------------|--------------|----------|----------|
| Silicon | ppm ASTM D5185m | >15 | 2 | --- | --- |
| Sodium | ppm ASTM D5185m | | <1 | --- | --- |
| Potassium | ppm ASTM D5185m | >20 | 3 | --- | --- |
| Water | % ASTM D6304 | >0.01 | 0.002 | --- | --- |
| ppm Water | ppm ASTM D6304 | >100 | 20 | --- | --- |

FLUID DEGRADATION

| | method | limit/base | current | history1 | history2 |
|------------------|--------------------|------------|--------------|----------|----------|
| Acid Number (AN) | mg KOH/g ASTM D974 | 0.10 | 0.014 | --- | --- |



OIL ANALYSIS REPORT



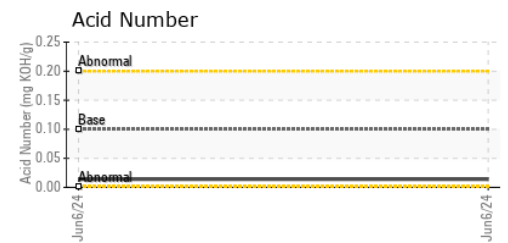
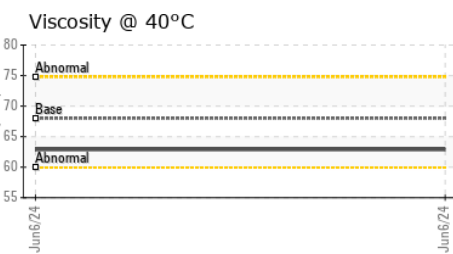
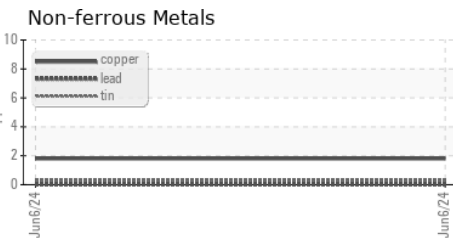
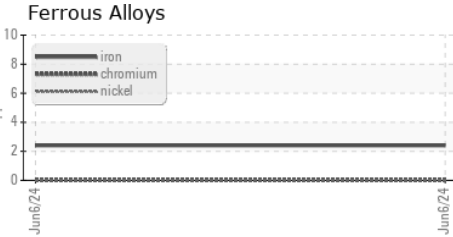
| VISUAL | method | limit/base | current | history1 | history2 | |
|------------------|--------|------------|---------|----------|----------|-----|
| White Metal | scalar | *Visual | NONE | NONE | --- | --- |
| Yellow Metal | scalar | *Visual | NONE | NONE | --- | --- |
| Precipitate | scalar | *Visual | NONE | NONE | --- | --- |
| Silt | scalar | *Visual | NONE | NONE | --- | --- |
| Debris | scalar | *Visual | NONE | NONE | --- | --- |
| Sand/Dirt | scalar | *Visual | NONE | NONE | --- | --- |
| Appearance | scalar | *Visual | NORML | NORML | --- | --- |
| Odor | scalar | *Visual | NORML | NORML | --- | --- |
| Emulsified Water | scalar | *Visual | >0.01 | NEG | --- | --- |
| Free Water | scalar | *Visual | | NEG | --- | --- |

| FLUID PROPERTIES | method | limit/base | current | history1 | history2 |
|------------------|--------|--------------|---------|----------|----------|
| Visc @ 40°C | cSt | ASTM D445 68 | 62.9 | --- | --- |

| SAMPLE IMAGES | method | limit/base | current | history1 | history2 |
|---------------|--------|------------|---------|----------|----------|
|---------------|--------|------------|---------|----------|----------|

| | | | | | |
|--------|--|--|--|----------|----------|
| Color | | | | no image | no image |
| Bottom | | | | no image | no image |

GRAPHS



Laboratory : WearCheck USA - 501 Madison Ave., Cary, NC 27513
Sample No. : WC0766815 **Received** : 14 Jun 2024
Lab Number : **06210197** **Tested** : 18 Jun 2024
Unique Number : 11083061 **Diagnosed** : 18 Jun 2024 - Don Baldrige
Test Package : IND 2

WAYNE FARMS
 112 PLUGS DR
 DECANTOR, AL
 US 35601

To discuss this sample report, contact Customer Service at 1-800-237-1369.

* - Denotes test methods that are outside of the ISO 17025 scope of accreditation.

Statements of conformity to specifications are based on the simple acceptance decision rule (JCGM 106:2012)

Contact: Ricky Schoenberger
ricky.schoenberger@waynesanderson.com

T:
F: