



OIL ANALYSIS REPORT

Sample Rating Trend



NORMAL



Machine Id

FRICK RC12

Component

Refrigeration Compressor

Fluid

REFRIG COMP OIL ISO 68 (--- GAL)

DIAGNOSIS

Recommendation

Resample at the next service interval to monitor.

Wear

All component wear rates are normal.

Contamination

There is no indication of any contamination in the oil.

Fluid Condition

The AN level is acceptable for this fluid. The condition of the oil is suitable for further service.

SAMPLE INFORMATION

Sample Number	Client Info	method	limit/base	current	history1	history2
WC0832851					---	---
06 Jun 2024					---	---
Machine Age	hrs	Client Info		0	---	---
Oil Age	hrs	Client Info		0	---	---
Oil Changed		Client Info		N/A	---	---
Sample Status				NORMAL	---	---

WEAR METALS

Element	unit	method	limit/base	current	history1	history2
Iron	ppm	ASTM D5185m	>8	3	---	---
Chromium	ppm	ASTM D5185m	>2	0	---	---
Nickel	ppm	ASTM D5185m		0	---	---
Titanium	ppm	ASTM D5185m		0	---	---
Silver	ppm	ASTM D5185m	>2	0	---	---
Aluminum	ppm	ASTM D5185m	>3	<1	---	---
Lead	ppm	ASTM D5185m	>2	0	---	---
Copper	ppm	ASTM D5185m	>8	2	---	---
Tin	ppm	ASTM D5185m	>4	0	---	---
Vanadium	ppm	ASTM D5185m		0	---	---
Cadmium	ppm	ASTM D5185m		0	---	---

ADDITIVES

Element	unit	method	limit/base	current	history1	history2
Boron	ppm	ASTM D5185m	5	<1	---	---
Barium	ppm	ASTM D5185m	5	0	---	---
Molybdenum	ppm	ASTM D5185m	5	<1	---	---
Manganese	ppm	ASTM D5185m		<1	---	---
Magnesium	ppm	ASTM D5185m	5	0	---	---
Calcium	ppm	ASTM D5185m	12	0	---	---
Phosphorus	ppm	ASTM D5185m	12	0	---	---
Zinc	ppm	ASTM D5185m	12	0	---	---
Sulfur	ppm	ASTM D5185m	1000	0	---	---

CONTAMINANTS

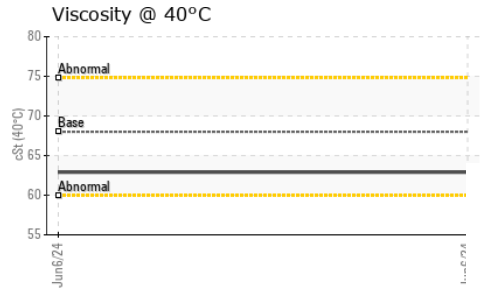
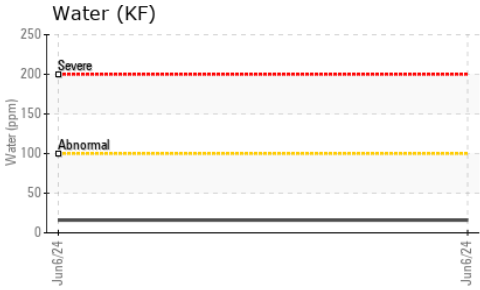
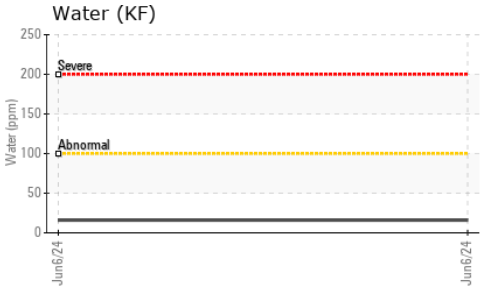
Element	unit	method	limit/base	current	history1	history2
Silicon	ppm	ASTM D5185m	>15	2	---	---
Sodium	ppm	ASTM D5185m		<1	---	---
Potassium	ppm	ASTM D5185m	>20	3	---	---
Water	%	ASTM D6304	>0.01	0.002	---	---
ppm Water	ppm	ASTM D6304	>100	16	---	---

FLUID DEGRADATION

Element	unit	method	limit/base	current	history1	history2
Acid Number (AN)	mg KOH/g	ASTM D974	0.10	0.014	---	---



OIL ANALYSIS REPORT




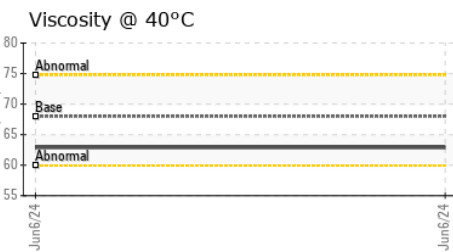
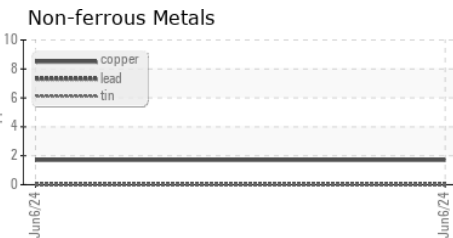
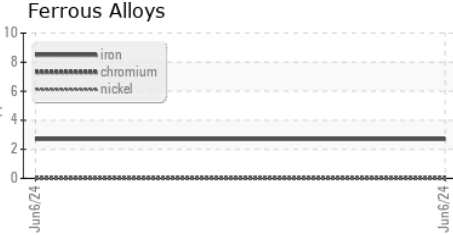
VISUAL	method	limit/base	current	history1	history2	
White Metal	scalar	*Visual	NONE	NONE	---	---
Yellow Metal	scalar	*Visual	NONE	NONE	---	---
Precipitate	scalar	*Visual	NONE	NONE	---	---
Silt	scalar	*Visual	NONE	NONE	---	---
Debris	scalar	*Visual	NONE	NONE	---	---
Sand/Dirt	scalar	*Visual	NONE	NONE	---	---
Appearance	scalar	*Visual	NORML	NORML	---	---
Odor	scalar	*Visual	NORML	NORML	---	---
Emulsified Water	scalar	*Visual	>0.01	NEG	---	---
Free Water	scalar	*Visual		NEG	---	---

FLUID PROPERTIES	method	limit/base	current	history1	history2
Visc @ 40°C	cSt	ASTM D445 68	62.9	---	---

SAMPLE IMAGES	method	limit/base	current	history1	history2
---------------	--------	------------	---------	----------	----------

Color				no image	no image
Bottom				no image	no image

GRAPHS



To discuss this sample report, contact Customer Service at 1-800-237-1369.

** - Denotes test methods that are outside of the ISO 17025 scope of accreditation.*

Statements of conformity to specifications are based on the simple acceptance decision rule (JCGM 106:2012)

Laboratory : WearCheck USA - 501 Madison Ave., Cary, NC 27513
Sample No. : WC0832851 **Received** : 14 Jun 2024
Lab Number : **06210199** **Tested** : 19 Jun 2024
Unique Number : 11083063 **Diagnosed** : 19 Jun 2024 - Don Baldrige
Test Package : IND 2

WAYNE FARMS
 112 PLUGS DR
 DECANTOR, AL
 US 35601

Contact: Ricky Schoenberger
ricky.schoenberger@waynesanderson.com

T:
F: