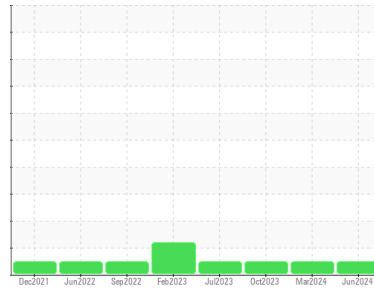




OIL ANALYSIS REPORT

Sample Rating Trend



NORMAL



Machine Id
ELLIOTT B5EU2E039-1 - NORESCO
 Component
Compressor
 Fluid
TURBO COOL (--- GAL)

DIAGNOSIS

Recommendation

Resample at the next service interval to monitor.

Wear

All component wear rates are normal.

Contamination

MPC (Membrane Patch Colorimetry) test indicates acceptable levels of varnish present. There is no indication of any contamination in the oil.

Fluid Condition

The AN level is acceptable for this fluid. The condition of the oil is suitable for further service.

SAMPLE INFORMATION

	method	limit/base	current	history1	history2
Sample Number	Client Info		WC0911669	WC0892185	WC0854944
Sample Date	Client Info		12 Jun 2024	08 Mar 2024	27 Oct 2023
Machine Age	hrs	Client Info	36092	34975	31952
Oil Age	hrs	Client Info	8013	6896	10425
Oil Changed	Client Info		Not Chngd	Not Chngd	N/A
Sample Status			NORMAL	NORMAL	NORMAL

CONTAMINATION

	method	limit/base	current	history1	history2
Water	WC Method	>0.1	NEG	NEG	NEG

WEAR METALS

	method	limit/base	current	history1	history2
Iron	ppm	ASTM D5185m >50	0	0	0
Chromium	ppm	ASTM D5185m >10	0	0	0
Nickel	ppm	ASTM D5185m	0	0	0
Titanium	ppm	ASTM D5185m	0	0	0
Silver	ppm	ASTM D5185m	0	0	0
Aluminum	ppm	ASTM D5185m >25	0	0	0
Lead	ppm	ASTM D5185m >25	0	0	0
Copper	ppm	ASTM D5185m >50	0	0	0
Tin	ppm	ASTM D5185m >15	0	0	0
Vanadium	ppm	ASTM D5185m	0	0	0
Cadmium	ppm	ASTM D5185m	0	0	0

ADDITIVES

	method	limit/base	current	history1	history2
Boron	ppm	ASTM D5185m	0	0	0
Barium	ppm	ASTM D5185m	0	<1	0
Molybdenum	ppm	ASTM D5185m	0	0	0
Manganese	ppm	ASTM D5185m	0	0	0
Magnesium	ppm	ASTM D5185m	0	0	0
Calcium	ppm	ASTM D5185m	0	0	0
Phosphorus	ppm	ASTM D5185m	354	361	377
Zinc	ppm	ASTM D5185m	0	0	0
Sulfur	ppm	ASTM D5185m	136	151	143

CONTAMINANTS

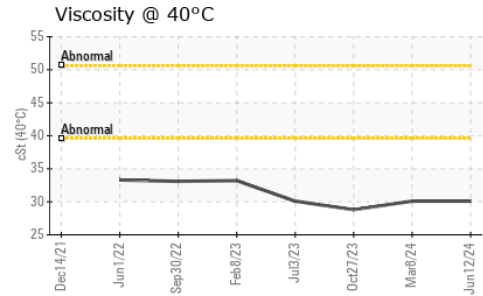
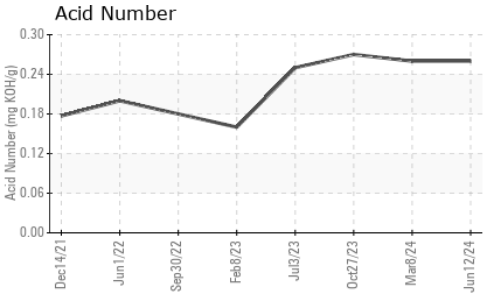
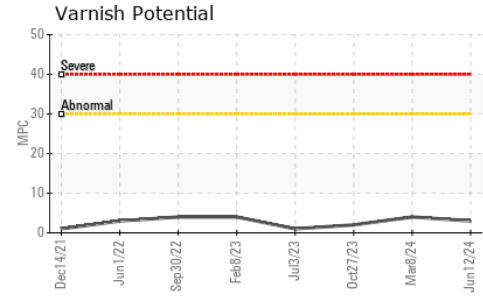
	method	limit/base	current	history1	history2
Silicon	ppm	ASTM D5185m >25	1	1	1
Sodium	ppm	ASTM D5185m	0	<1	<1
Potassium	ppm	ASTM D5185m >20	0	0	0

FLUID DEGRADATION

	method	limit/base	current	history1	history2
Acid Number (AN)	mg KOH/g	ASTM D8045	0.26	0.26	0.27
MPC Varnish Potential	Scale	ASTM D7843 >15	3	4	2



OIL ANALYSIS REPORT



VISUAL	method	limit/base	current	history1	history2
White Metal	scalar	*Visual	NONE	NONE	NONE
Yellow Metal	scalar	*Visual	NONE	NONE	NONE
Precipitate	scalar	*Visual	NONE	NONE	NONE
Silt	scalar	*Visual	NONE	NONE	NONE
Debris	scalar	*Visual	NONE	NONE	NONE
Sand/Dirt	scalar	*Visual	NONE	NONE	NONE
Appearance	scalar	*Visual	NORML	NORML	NORML
Odor	scalar	*Visual	NORML	NORML	NORML
Emulsified Water	scalar	*Visual	>0.1	NEG	NEG
Free Water	scalar	*Visual		NEG	NEG

FLUID PROPERTIES	method	limit/base	current	history1	history2
Visc @ 40°C	cSt	ASTM D445	30.1	30.1	28.8

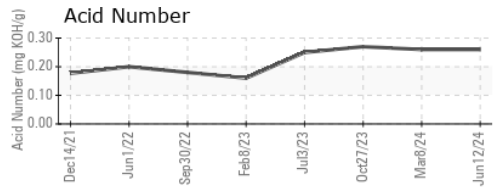
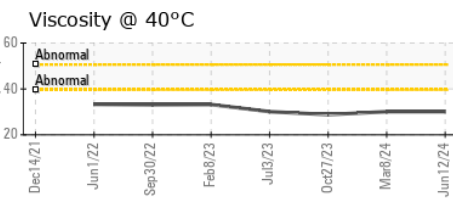
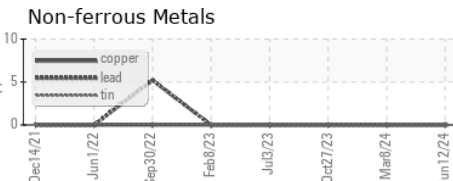
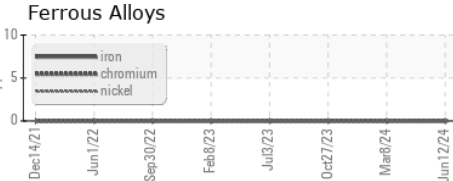
SAMPLE IMAGES	method	limit/base	current	history1	history2
---------------	--------	------------	---------	----------	----------

Color

Bottom

MPC

GRAPHS



Laboratory : WearCheck USA - 501 Madison Ave., Cary, NC 27513
Sample No. : WC0911669 **Received** : 14 Jun 2024
Lab Number : 06210295 **Tested** : 01 Jul 2024
Unique Number : 11083159 **Diagnosed** : 01 Jul 2024 - Angela Borella
Test Package : IND 2 (Additional Tests: MPC)

FS-COMPRESSON CO, LLC
 203 AERO COURT
 GREENSBORO, NC
 US 27409
 Contact: Dallas Burcham
 dallas.burcham@fs-compression.com

To discuss this sample report, contact Customer Service at 1-800-237-1369.

* - Denotes test methods that are outside of the ISO 17025 scope of accreditation.


Statements of conformity to specifications are based on the simple acceptance decision rule (JCGM 106:2012)

T: (336)605-9622
 F: (336)605-9844

MPC (Varnish Test)



Sample Color & Clarity



This page left intentionally blank