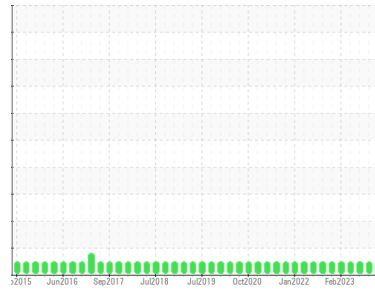




OIL ANALYSIS REPORT

Sample Rating Trend



NORMAL



Area

[1980937]

Machine Id

WP05TF01-1020 (S/N WL0744020)

Component

Gearbox

Fluid

CHEVRON RANDO HD 46 (100 GAL)

DIAGNOSIS

Recommendation

Resample at the next service interval to monitor. (Customer Sample Comment: Quarterly oil sample)

Wear

All component wear rates are normal.

Contamination

There is no indication of any contamination in the oil.

Fluid Condition

The AN level is acceptable for this fluid. The condition of the oil is suitable for further service.

SAMPLE INFORMATION

	method	limit/base	current	history1	history2
Sample Number	Client Info		WC0887662	WC0867530	WC0807624
Sample Date	Client Info		25 May 2024	03 Dec 2023	11 Sep 2023
Machine Age	yrs	Client Info	34	0	34
Oil Age	yrs	Client Info	34	0	34
Oil Changed	Client Info		N/A	N/A	N/A
Sample Status			NORMAL	NORMAL	NORMAL

CONTAMINATION

	method	limit/base	current	history1	history2
Water	WC Method	>0.2	NEG	NEG	NEG

WEAR METALS

	method	limit/base	current	history1	history2
Iron	ppm	ASTM D5185m >200	0	0	0
Chromium	ppm	ASTM D5185m >15	<1	0	0
Nickel	ppm	ASTM D5185m >15	0	<1	0
Titanium	ppm	ASTM D5185m	<1	0	0
Silver	ppm	ASTM D5185m	0	0	0
Aluminum	ppm	ASTM D5185m >25	2	0	<1
Lead	ppm	ASTM D5185m >100	<1	0	0
Copper	ppm	ASTM D5185m >200	6	6	5
Tin	ppm	ASTM D5185m >25	0	0	0
Vanadium	ppm	ASTM D5185m	0	0	0
Cadmium	ppm	ASTM D5185m	0	0	0

ADDITIVES

	method	limit/base	current	history1	history2
Boron	ppm	ASTM D5185m	0	0	0
Barium	ppm	ASTM D5185m	<1	<1	0
Molybdenum	ppm	ASTM D5185m	0	0	<1
Manganese	ppm	ASTM D5185m	0	0	0
Magnesium	ppm	ASTM D5185m	1	2	0
Calcium	ppm	ASTM D5185m	27	33	31
Phosphorus	ppm	ASTM D5185m	338	331	321
Zinc	ppm	ASTM D5185m	403	401	386
Sulfur	ppm	ASTM D5185m	706	747	876

CONTAMINANTS

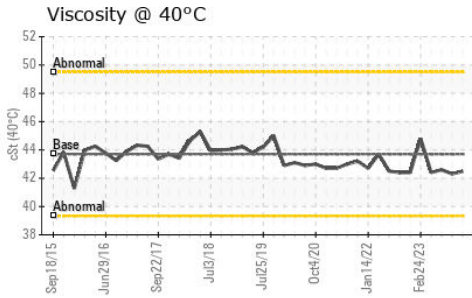
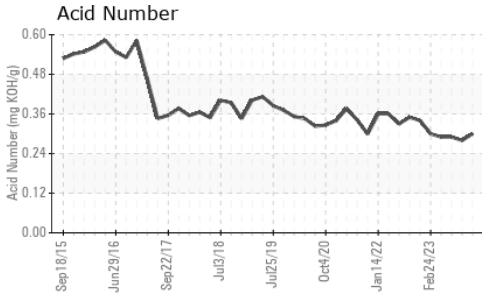
	method	limit/base	current	history1	history2
Silicon	ppm	ASTM D5185m >50	<1	1	<1
Sodium	ppm	ASTM D5185m	0	<1	<1
Potassium	ppm	ASTM D5185m >20	1	1	<1

FLUID DEGRADATION

	method	limit/base	current	history1	history2
Acid Number (AN)	mg KOH/g	ASTM D8045	0.30	0.28	0.29




OIL ANALYSIS REPORT



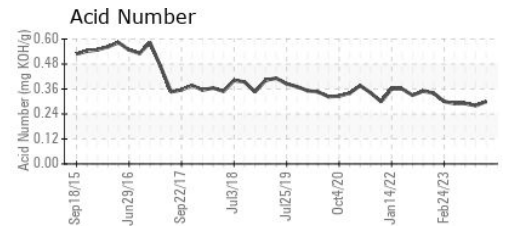
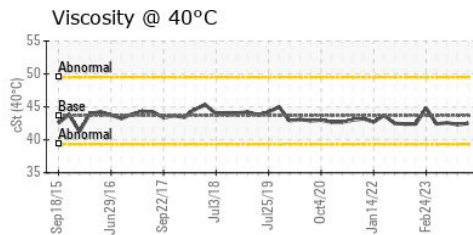
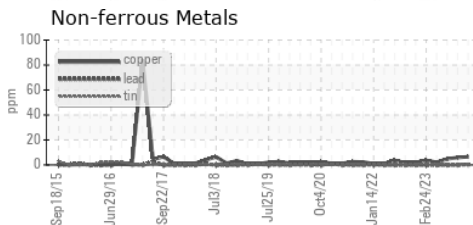
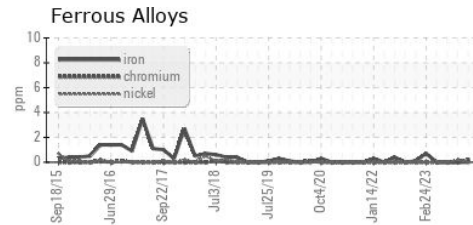
VISUAL	method	limit/base	current	history1	history2
White Metal	scalar	*Visual	NONE	NONE	NONE
Yellow Metal	scalar	*Visual	NONE	NONE	NONE
Precipitate	scalar	*Visual	NONE	NONE	NONE
Silt	scalar	*Visual	NONE	NONE	NONE
Debris	scalar	*Visual	NONE	NONE	NONE
Sand/Dirt	scalar	*Visual	NONE	NONE	NONE
Appearance	scalar	*Visual	NORML	NORML	NORML
Odor	scalar	*Visual	NORML	NORML	NORML
Emulsified Water	scalar	*Visual	>0.2	NEG	NEG
Free Water	scalar	*Visual		NEG	NEG

FLUID PROPERTIES	method	limit/base	current	history1	history2	
Visc @ 40°C	cSt	ASTM D445	43.7	42.5	42.3	42.6

SAMPLE IMAGES	method	limit/base	current	history1	history2
---------------	--------	------------	---------	----------	----------



GRAPHS



Certificate L2367

Laboratory : WearCheck USA - 501 Madison Ave., Cary, NC 27513
Sample No. : WC0887662
Lab Number : **06210847**
Unique Number : 11083711
Test Package : IND 2

Received : 14 Jun 2024
Tested : 18 Jun 2024
Diagnosed : 18 Jun 2024 - Sean Felton

LEPRINO FOODS-FORT MORGAN
 2400 EAST BEAVER AVE
 FORT MORGAN, CO
 US 80701

To discuss this sample report, contact Customer Service at 1-800-237-1369.

* - Denotes test methods that are outside of the ISO 17025 scope of accreditation.

Statements of conformity to specifications are based on the simple acceptance decision rule (JCGM 106:2012)

Contact: KEITH SCHULTE
kschulte@leprinofoods.com

T: (970)542-4247

F: (970)542-4241