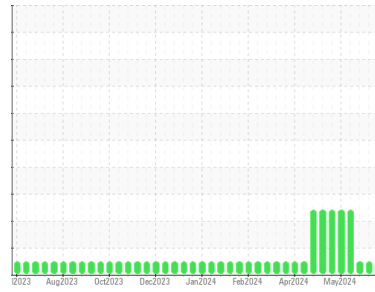




OIL ANALYSIS REPORT

Sample Rating Trend



NORMAL



Machine Id

E-2 (S/N 1144675)

Component

Biogas Engine

Fluid

MAHLER Q8 Mahler G8 SAE 40 (--- GAL)

DIAGNOSIS

Recommendation

Resample at the next service interval to monitor.

Wear

All component wear rates are normal.

Contamination

There is no indication of any contamination in the oil.

Fluid Condition

The BN result indicates that there is suitable alkalinity remaining in the oil. The AN level is acceptable for this fluid. The condition of the oil is suitable for further service.

SAMPLE INFORMATION		method	limit/base	current	history1	history2
Sample Number	Client Info			WC0944589	WC0944586	WC0914334
Sample Date	Client Info			12 Jun 2024	03 Jun 2024	27 May 2024
Machine Age	hrs	Client Info		13388	13193	13031
Oil Age	hrs	Client Info		958	763	601
Oil Changed	Client Info			Not Chngd	N/A	Not Chngd
Sample Status				NORMAL	NORMAL	NORMAL

CONTAMINATION		method	limit/base	current	history1	history2
Fuel	WC Method	>4.0		<1.0	<1.0	<1.0
Water	WC Method	>0.1		NEG	NEG	NEG
Glycol	WC Method			NEG	NEG	NEG

WEAR METALS		method	limit/base	current	history1	history2
Iron	ppm	ASTM D5185m	>45	3	2	1
Chromium	ppm	ASTM D5185m	>2	<1	<1	<1
Nickel	ppm	ASTM D5185m	>2	<1	0	0
Titanium	ppm	ASTM D5185m		<1	<1	0
Silver	ppm	ASTM D5185m	>5	0	0	0
Aluminum	ppm	ASTM D5185m	>10	3	2	2
Lead	ppm	ASTM D5185m	>5	<1	<1	<1
Copper	ppm	ASTM D5185m	>14	<1	<1	0
Tin	ppm	ASTM D5185m	>13	4	2	<1
Vanadium	ppm	ASTM D5185m		0	<1	<1
Cadmium	ppm	ASTM D5185m		0	0	0

ADDITIVES		method	limit/base	current	history1	history2
Boron	ppm	ASTM D5185m		1	0	0
Barium	ppm	ASTM D5185m		<1	0	0
Molybdenum	ppm	ASTM D5185m		2	2	2
Manganese	ppm	ASTM D5185m		<1	<1	<1
Magnesium	ppm	ASTM D5185m		12	5	10
Calcium	ppm	ASTM D5185m		2613	2355	2177
Phosphorus	ppm	ASTM D5185m		495	410	396
Zinc	ppm	ASTM D5185m		566	470	445
Sulfur	ppm	ASTM D5185m		2811	2739	2542

CONTAMINANTS		method	limit/base	current	history1	history2
Silicon	ppm	ASTM D5185m	>200	13	7	4
Sodium	ppm	ASTM D5185m		18	17	15
Potassium	ppm	ASTM D5185m	>20	4	3	1

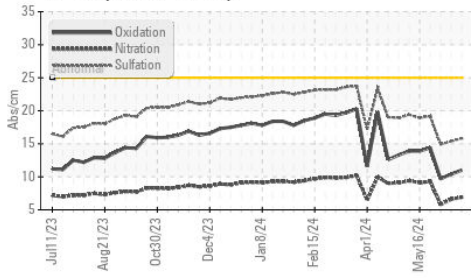
INFRA-RED		method	limit/base	current	history1	history2
Soot %	%	*ASTM D7844		0	0	0
Nitration	Abs/cm	*ASTM D7624	>20	6.9	6.6	5.8
Sulfation	Abs/.1mm	*ASTM D7415	>30	15.8	15.4	14.9

FLUID DEGRADATION		method	limit/base	current	history1	history2
Oxidation	Abs/.1mm	*ASTM D7414	>25	11.0	10.4	9.7
Acid Number (AN)	mg KOH/g	ASTM D8045		0.49	1.368	1.107
Base Number (BN)	mg KOH/g	ASTM D2896	8.0	7.19	7.58	8.39

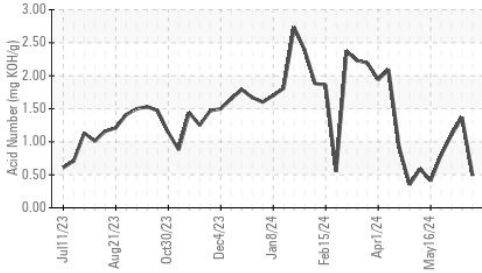


OIL ANALYSIS REPORT

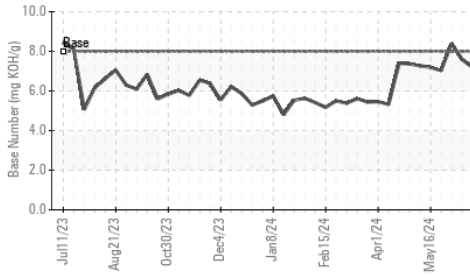
FT-IR (Direct Trend)



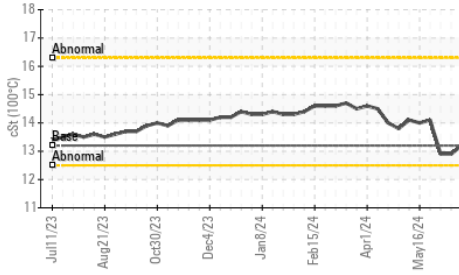
Acid Number



Base Number



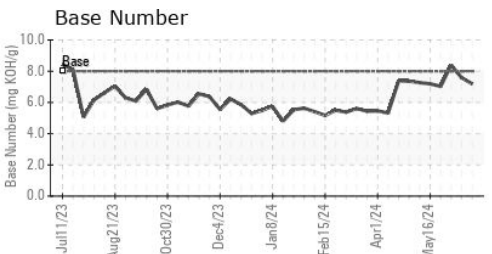
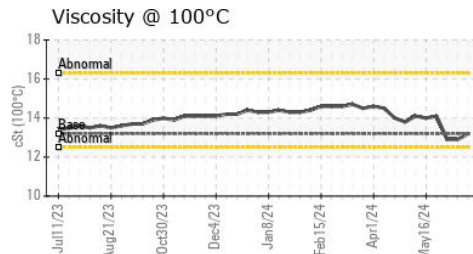
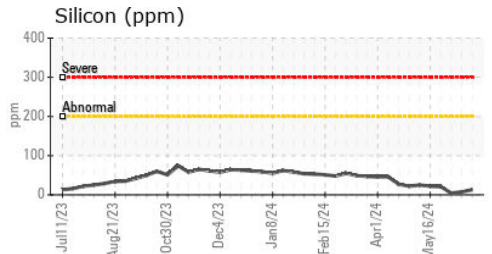
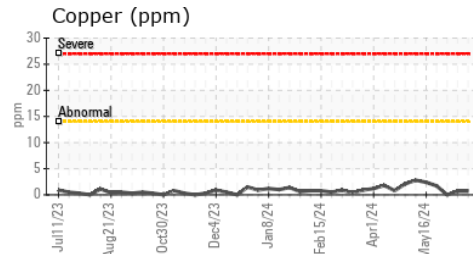
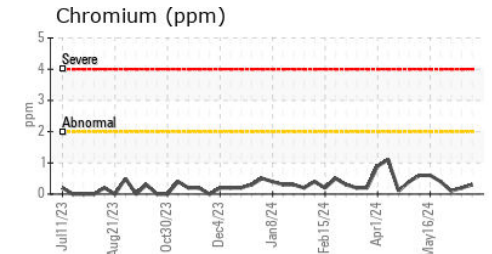
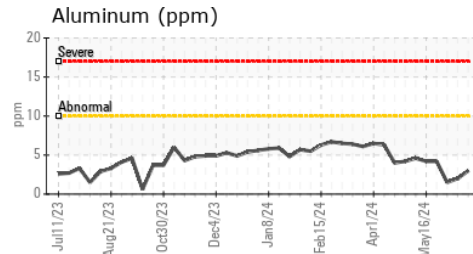
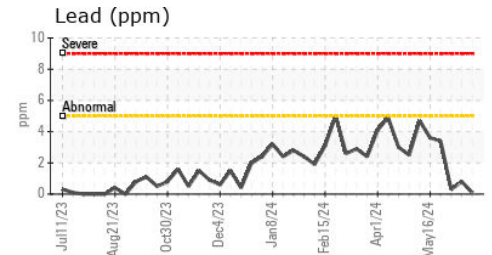
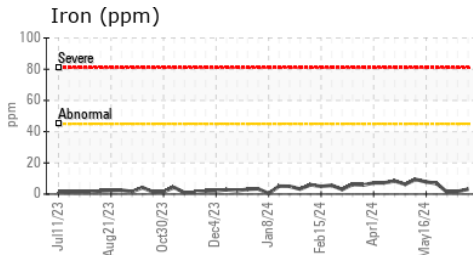
Viscosity @ 100°C



VISUAL	method	limit/base	current	history1	history2
White Metal	scalar	*Visual	NONE	NONE	NONE
Yellow Metal	scalar	*Visual	NONE	NONE	NONE
Precipitate	scalar	*Visual	NONE	NONE	NONE
Silt	scalar	*Visual	NONE	NONE	NONE
Debris	scalar	*Visual	NONE	NONE	NONE
Sand/Dirt	scalar	*Visual	NONE	NONE	NONE
Appearance	scalar	*Visual	NORML	NORML	NORML
Odor	scalar	*Visual	NORML	NORML	NORML
Emulsified Water	scalar	*Visual	>0.1	NEG	NEG
Free Water	scalar	*Visual		NEG	NEG

FLUID PROPERTIES	method	limit/base	current	history1	history2
Visc @ 100°C	cSt	ASTM D445	13.2	12.9	12.9

GRAPHS



Certificate L2367

Laboratory : WearCheck USA - 501 Madison Ave., Cary, NC 27513
 Sample No. : WC0944589
 Lab Number : 06210871
 Unique Number : 11083735
 Test Package : MOB 2
 Received : 14 Jun 2024
 Tested : 18 Jun 2024
 Diagnosed : 18 Jun 2024 - Sean Felton

OAK GROVE GA
 967 CARL-BETHLEHEM RD
 WINDER, GA
 US 30680
 Contact: ZACK GRAVES
 zack.graves@cubedistrictenergy.com

To discuss this sample report, contact Customer Service at 1-800-237-1369.
 * - Denotes test methods that are outside of the ISO 17025 scope of accreditation.
 Statements of conformity to specifications are based on the simple acceptance decision rule (JCGM 106:2012)