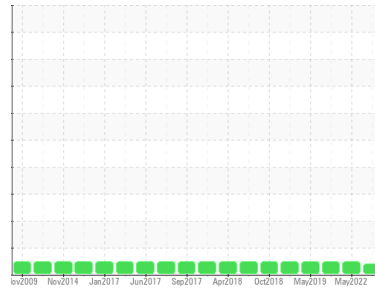




OIL ANALYSIS REPORT

Sample Rating Trend



VISCOSITY



Area

COMP LUBE PLUS 10

Machine Id

GARDNER DENVER M57941 - PUBLISHERS PRINTING

Component

Compressor

DIAGNOSIS

Recommendation

Oil and filter change at the time of sampling has been noted. Resample at the next service interval to monitor.

Wear

All component wear rates are normal.

Contamination

There is no indication of any contamination in the oil.

Fluid Condition

The oil viscosity is higher than normal. The AN level is acceptable for this fluid.

SAMPLE INFORMATION

	method	limit/base	current	history1	history2
Sample Number	Client Info		UCH06211802	UCH05567292	UCH05509813
Sample Date	Client Info		04 Jun 2024	11 May 2022	21 Mar 2022
Machine Age	hrs	Client Info	5521	99171	97069
Oil Age	hrs	Client Info	8000	6441	4340
Oil Changed	Client Info		Changed	Not Changd	Not Changd
Sample Status			ATTENTION	NORMAL	NORMAL

CONTAMINATION

	method	limit/base	current	history1	history2
Water	WC Method	>0.1	NEG	NEG	NEG

WEAR METALS

	method	limit/base	current	history1	history2
Iron	ppm	ASTM D5185m >50	0	<1	0
Chromium	ppm	ASTM D5185m >10	0	0	0
Nickel	ppm	ASTM D5185m	0	0	0
Titanium	ppm	ASTM D5185m	<1	0	0
Silver	ppm	ASTM D5185m	0	0	0
Aluminum	ppm	ASTM D5185m >25	0	<1	0
Lead	ppm	ASTM D5185m >25	0	<1	0
Copper	ppm	ASTM D5185m >50	<1	<1	<1
Tin	ppm	ASTM D5185m >15	0	<1	0
Antimony	ppm	ASTM D5185m	---	---	---
Vanadium	ppm	ASTM D5185m	<1	0	0
Cadmium	ppm	ASTM D5185m	0	0	0

ADDITIVES

	method	limit/base	current	history1	history2
Boron	ppm	ASTM D5185m 0.1	0	<1	<1
Barium	ppm	ASTM D5185m 0.8	0	0	0
Molybdenum	ppm	ASTM D5185m 0	0	0	0
Manganese	ppm	ASTM D5185m 0.9	<1	<1	0
Magnesium	ppm	ASTM D5185m 0	0	0	0
Calcium	ppm	ASTM D5185m 0	0	0	0
Phosphorus	ppm	ASTM D5185m 409	149	357	325
Zinc	ppm	ASTM D5185m 0	1	0	0
Sulfur	ppm	ASTM D5185m 1290	399	652	667

CONTAMINANTS

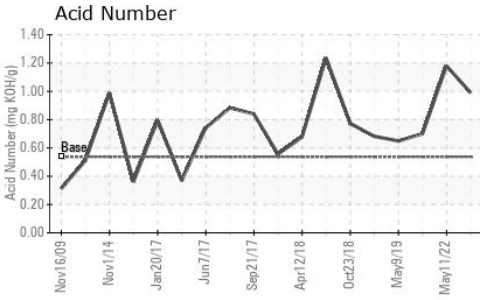
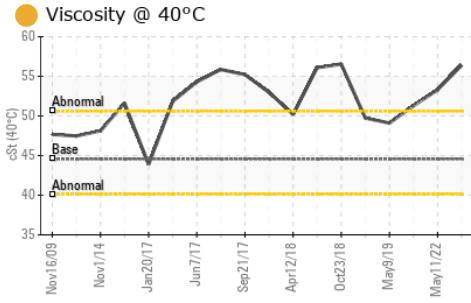
	method	limit/base	current	history1	history2
Silicon	ppm	ASTM D5185m >25	<1	0	0
Sodium	ppm	ASTM D5185m	1	0	0
Potassium	ppm	ASTM D5185m >20	0	<1	<1

FLUID DEGRADATION

	method	limit/base	current	history1	history2
Acid Number (AN)	mg KOH/g	ASTM D8045 0.537	0.99	1.18	0.70




OIL ANALYSIS REPORT



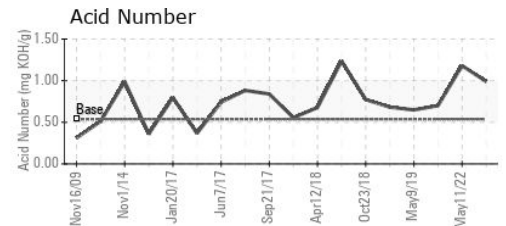
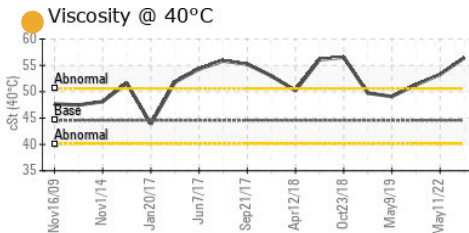
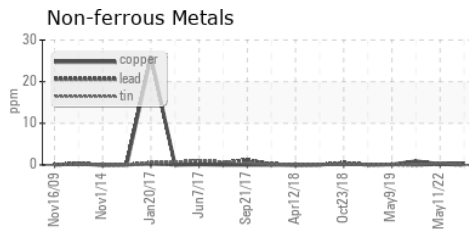
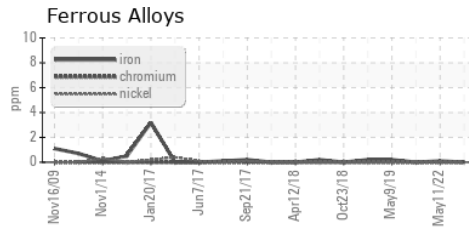
VISUAL	method	limit/base	current	history1	history2
White Metal	scalar	*Visual	NONE	NONE	NONE
Yellow Metal	scalar	*Visual	NONE	NONE	NONE
Precipitate	scalar	*Visual	NONE	NONE	NONE
Silt	scalar	*Visual	NONE	NONE	NONE
Debris	scalar	*Visual	NONE	NONE	NONE
Sand/Dirt	scalar	*Visual	NONE	NONE	NONE
Appearance	scalar	*Visual	NORML	NORML	NORML
Odor	scalar	*Visual	NORML	NORML	NORML
Emulsified Water	scalar	*Visual	>0.1	NEG	NEG
Free Water	scalar	*Visual		NEG	NEG

FLUID PROPERTIES	method	limit/base	current	history1	history2
Visc @ 40°C	cSt	ASTM D445	44.56 ● 56.4	53.3	51.3

SAMPLE IMAGES	method	limit/base	current	history1	history2
---------------	--------	------------	---------	----------	----------



GRAPHS



Certificate L2367

Laboratory : WearCheck USA - 501 Madison Ave., Cary, NC 27513
Sample No. : UCH06211802
Lab Number : 06211802
Unique Number : 11084666
Test Package : IND 2

AIR SERVICE AND PARTS INC.
 2211 BUECHEL AVE
 LOUISVILLE, KY
 US 40218

To discuss this sample report, contact Customer Service at 1-800-237-1369.

Contact: DWIGHT LOGSDON
 dwight@airserviceandparts.com; canastasio@wearcheckusa.com

* - Denotes test methods that are outside of the ISO 17025 scope of accreditation.

Statements of conformity to specifications are based on the simple acceptance decision rule (JCGM 106:2012)

T: (502)239-1541

F: (502)239-7678