

Area

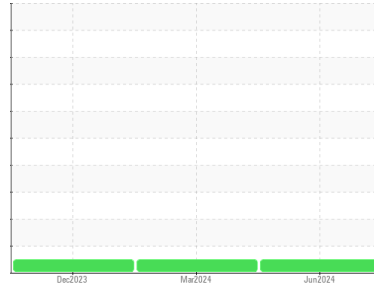
PALLUBE 32

Machine Id

SULLIVAN PALATEK 20ME001693 - SWIFT E BROOKS

Component

Compressor



DIAGNOSIS

Recommendation

Resample at the next service interval to monitor.

Wear

All component wear rates are normal.

Contamination

There is no indication of any contamination in the oil.

Fluid Condition

The AN level is acceptable for this fluid. The condition of the oil is suitable for further service.

SAMPLE INFORMATION method limit/base current history1 history2

Sample Number	Client Info	UCS06211807	UCS06125007	UCS06032405	
Sample Date	Client Info	04 Jun 2024	04 Mar 2024	04 Dec 2023	
Machine Age	hrs	Client Info	10273	8777	7563
Oil Age	hrs	Client Info	3323	0	650
Oil Changed	Client Info	Not Changed	Not Changed	Not Changed	
Sample Status		NORMAL	NORMAL	NORMAL	

CONTAMINATION method limit/base current history1 history2

Water	WC Method	>0.1	NEG	NEG	NEG
-------	-----------	------	------------	-----	-----

WEAR METALS method limit/base current history1 history2

Iron	ppm	ASTM D5185m	>50	8	0	0
Chromium	ppm	ASTM D5185m	>10	0	<1	0
Nickel	ppm	ASTM D5185m		0	0	0
Titanium	ppm	ASTM D5185m		<1	<1	0
Silver	ppm	ASTM D5185m		0	0	0
Aluminum	ppm	ASTM D5185m	>25	0	3	0
Lead	ppm	ASTM D5185m	>25	0	0	0
Copper	ppm	ASTM D5185m	>50	<1	<1	0
Tin	ppm	ASTM D5185m	>15	<1	<1	0
Vanadium	ppm	ASTM D5185m		<1	<1	0
Cadmium	ppm	ASTM D5185m		<1	0	0

ADDITIVES method limit/base current history1 history2

Boron	ppm	ASTM D5185m	1	0	0	0
Barium	ppm	ASTM D5185m	730	65	395	457
Molybdenum	ppm	ASTM D5185m	0	0	0	0
Manganese	ppm	ASTM D5185m	0.0	<1	0	0
Magnesium	ppm	ASTM D5185m	0	<1	<1	<1
Calcium	ppm	ASTM D5185m	0	<1	6	<1
Phosphorus	ppm	ASTM D5185m	0	13	11	5
Zinc	ppm	ASTM D5185m	0	2	7	0
Sulfur	ppm	ASTM D5185m	590	581	579	766

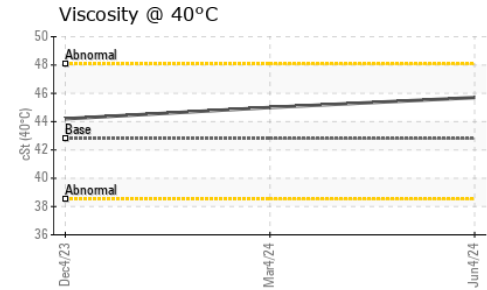
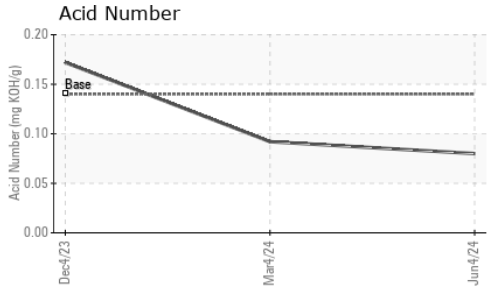
CONTAMINANTS method limit/base current history1 history2

Silicon	ppm	ASTM D5185m	>25	<1	<1	<1
Sodium	ppm	ASTM D5185m		74	99	58
Potassium	ppm	ASTM D5185m	>20	3	5	3

FLUID DEGRADATION method limit/base current history1 history2

Acid Number (AN)	mg KOH/g	ASTM D8045	0.14	0.08	0.092	0.172
------------------	----------	------------	------	-------------	-------	-------


OIL ANALYSIS REPORT



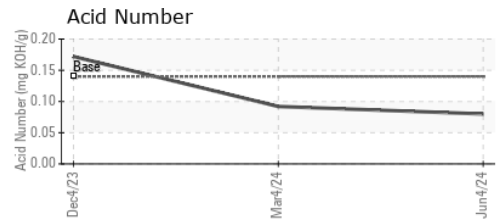
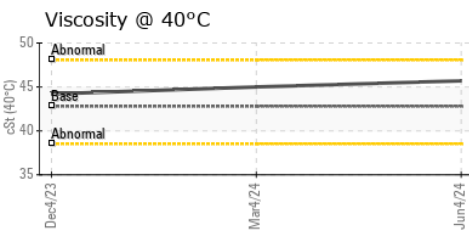
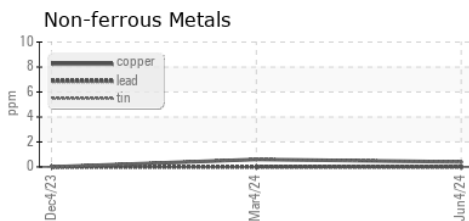
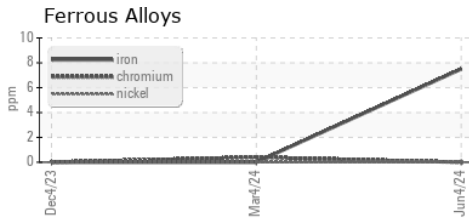
VISUAL	method	limit/base	current	history1	history2	
White Metal	scalar	*Visual	NONE	NONE	LIGHT	NONE
Yellow Metal	scalar	*Visual	NONE	NONE	NONE	NONE
Precipitate	scalar	*Visual	NONE	NONE	NONE	NONE
Silt	scalar	*Visual	NONE	NONE	NONE	NONE
Debris	scalar	*Visual	NONE	NONE	LIGHT	NONE
Sand/Dirt	scalar	*Visual	NONE	NONE	NONE	NONE
Appearance	scalar	*Visual	NORML	NORML	NORML	NORML
Odor	scalar	*Visual	NORML	NORML	NORML	NORML
Emulsified Water	scalar	*Visual	>0.1	NEG	NEG	NEG
Free Water	scalar	*Visual		NEG	NEG	NEG

FLUID PROPERTIES	method	limit/base	current	history1	history2	
Visc @ 40°C	cSt	ASTM D445	42.8	45.7	45.0	44.2

SAMPLE IMAGES	method	limit/base	current	history1	history2
---------------	--------	------------	---------	----------	----------



GRAPHS



Laboratory : WearCheck USA - 501 Madison Ave., Cary, NC 27513
Sample No. : UCS06211807 **Received** : 17 Jun 2024
Lab Number : **06211807** **Tested** : 18 Jun 2024
Unique Number : 11084671 **Diagnosed** : 19 Jun 2024 - Don Baldrige
Test Package : IND 2

BLAKE AND PENDLETON
 MEMPHIS, TN
 US 38133
 Contact: JAY GIANNINI
 JGIANNINI@BLAKEANDPENDLETON.COM

To discuss this sample report, contact Customer Service at 1-800-237-1369.

* - Denotes test methods that are outside of the ISO 17025 scope of accreditation.

Statements of conformity to specifications are based on the simple acceptance decision rule (JCGM 106:2012)