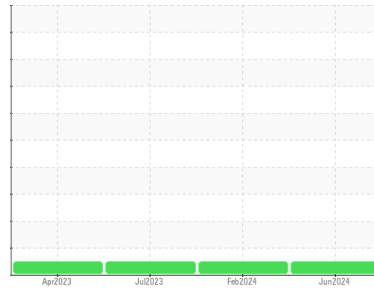




OIL ANALYSIS REPORT

Area
VISION 8000
 Machine Id
HODGE 2208020714
 Component
Compressor

Sample Rating Trend



DIAGNOSIS

- Recommendation**
 Resample at the next service interval to monitor.
- Wear**
 All component wear rates are normal.
- Contamination**
 There is no indication of any contamination in the oil.
- Fluid Condition**
 The AN level is acceptable for this fluid. The condition of the oil is suitable for further service.

SAMPLE INFORMATION

	method	limit/base	current	history1	history2
Sample Number	Client Info		UHC06211822	UHC0000842	UHC0000726
Sample Date	Client Info		03 Jun 2024	21 Feb 2024	03 Jul 2023
Machine Age	hrs	Client Info	11812	8630	4286
Oil Age	hrs	Client Info	1756	6186	3687
Oil Changed	Client Info		Not Changed	Not Changed	Not Changed
Sample Status			NORMAL	NORMAL	NORMAL

CONTAMINATION

	method	limit/base	current	history1	history2
Water	WC Method	>0.1	NEG	NEG	NEG

WEAR METALS

	method	limit/base	current	history1	history2
Iron	ppm	ASTM D5185m >50	0	0	0
Chromium	ppm	ASTM D5185m >10	0	0	0
Nickel	ppm	ASTM D5185m	0	0	0
Titanium	ppm	ASTM D5185m	<1	0	<1
Silver	ppm	ASTM D5185m	0	0	0
Aluminum	ppm	ASTM D5185m >25	0	1	<1
Lead	ppm	ASTM D5185m >25	0	0	0
Copper	ppm	ASTM D5185m >50	1	1	<1
Tin	ppm	ASTM D5185m >15	0	0	0
Vanadium	ppm	ASTM D5185m	<1	0	<1
Cadmium	ppm	ASTM D5185m	0	0	0

ADDITIVES

	method	limit/base	current	history1	history2
Boron	ppm	ASTM D5185m 0.3	0	0	0
Barium	ppm	ASTM D5185m 0.3	0	0	0
Molybdenum	ppm	ASTM D5185m 0	0	0	0
Manganese	ppm	ASTM D5185m 0.9	<1	0	<1
Magnesium	ppm	ASTM D5185m 0.2	<1	0	2
Calcium	ppm	ASTM D5185m 0.1	0	0	0
Phosphorus	ppm	ASTM D5185m 429	330	439	515
Zinc	ppm	ASTM D5185m 0.3	19	36	9
Sulfur	ppm	ASTM D5185m 1336	1438	1340	1617

CONTAMINANTS

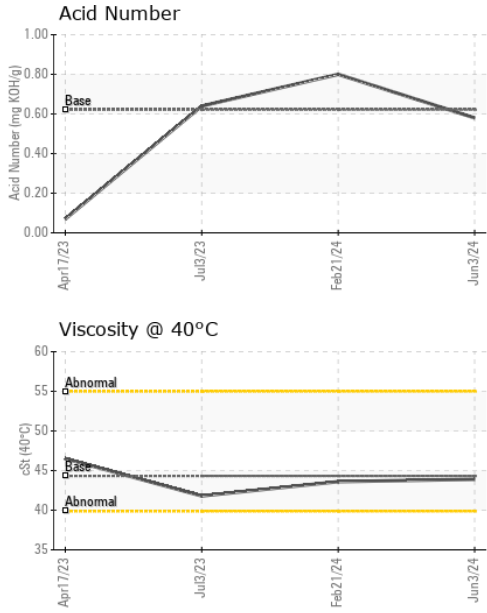
	method	limit/base	current	history1	history2
Silicon	ppm	ASTM D5185m >25	<1	<1	<1
Sodium	ppm	ASTM D5185m	3	0	<1
Potassium	ppm	ASTM D5185m >20	0	<1	<1

FLUID DEGRADATION

	method	limit/base	current	history1	history2
Acid Number (AN)	mg KOH/g	ASTM D8045 0.622	0.58	0.80	0.64




OIL ANALYSIS REPORT



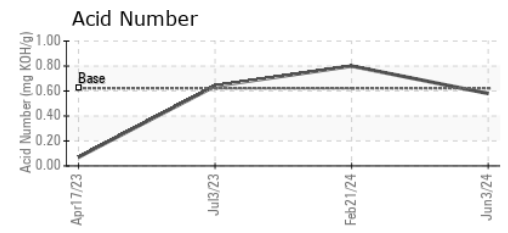
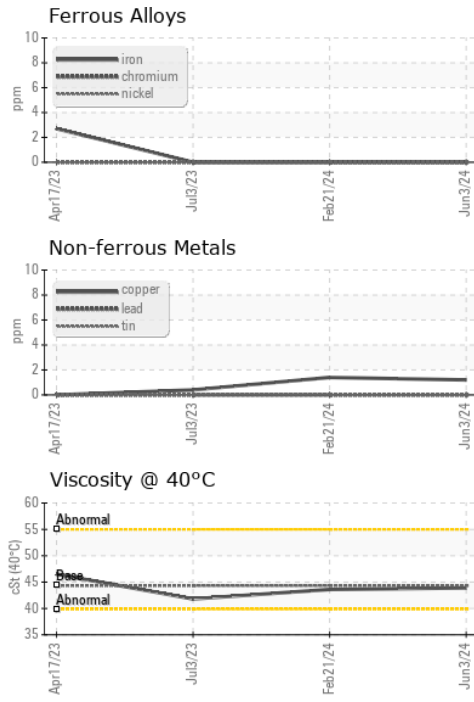
VISUAL	method	limit/base	current	history1	history2	
White Metal	scalar	*Visual	NONE	NONE	NONE	LIGHT
Yellow Metal	scalar	*Visual	NONE	NONE	NONE	NONE
Precipitate	scalar	*Visual	NONE	NONE	NONE	NONE
Silt	scalar	*Visual	NONE	NONE	NONE	NONE
Debris	scalar	*Visual	NONE	NONE	NONE	NONE
Sand/Dirt	scalar	*Visual	NONE	NONE	NONE	NONE
Appearance	scalar	*Visual	NORML	NORML	NORML	NORML
Odor	scalar	*Visual	NORML	NORML	NORML	NORML
Emulsified Water	scalar	*Visual	>0.1	NEG	NEG	NEG
Free Water	scalar	*Visual		NEG	NEG	NEG

FLUID PROPERTIES	method	limit/base	current	history1	history2	
Visc @ 40°C	cSt	ASTM D445	44.32	43.9	43.6	41.8

SAMPLE IMAGES	method	limit/base	current	history1	history2
---------------	--------	------------	---------	----------	----------



GRAPHS



Laboratory : WearCheck USA - 501 Madison Ave., Cary, NC 27513
Sample No. : UHC06211822 **Received** : 17 Jun 2024
Lab Number : **06211822** **Tested** : 18 Jun 2024
Unique Number : 11084686 **Diagnosed** : 18 Jun 2024 - Wes Davis
Test Package : IND 2

ATLANTA AIR COMPRESSOR
 123 MERCHANTS PARK DR
 HOSCHTON, GA
 US 30548
 Contact: Derik Bray
 Derik@atlantaaircompressor.com
 T: (470)252-9952
 F: x:

To discuss this sample report, contact Customer Service at 1-800-237-1369.
 * - Denotes test methods that are outside of the ISO 17025 scope of accreditation.
 Statements of conformity to specifications are based on the simple acceptance decision rule (JCGM 106:2012)