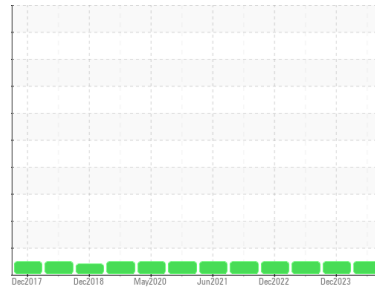




OIL ANALYSIS REPORT

Sample Rating Trend



NORMAL



Area

[604317556 SR]

Machine Id

S STRGE TNK T2E01 (S/N 20062270)

Component

Gearbox

Fluid

GEAR OIL ISO 680 (--- GAL)

DIAGNOSIS

Recommendation

Resample at the next service interval to monitor.

Wear

All component wear rates are normal.

Contamination

There is no indication of any contamination in the oil.

Fluid Condition

The AN level is acceptable for this fluid. The condition of the oil is suitable for further service.

SAMPLE INFORMATION

	method	limit/base	current	history1	history2
Sample Number	Client Info		WC0854314	WC0854135	WC0605465
Sample Date	Client Info		16 Jun 2024	01 Dec 2023	09 Jun 2023
Machine Age	hrs	Client Info	0	0	0
Oil Age	hrs	Client Info	0	0	0
Oil Changed	Client Info		Not Chngd	Not Chngd	Not Chngd
Sample Status			NORMAL	NORMAL	NORMAL

CONTAMINATION

	method	limit/base	current	history1	history2
Water	WC Method	>0.2	NEG	NEG	NEG

WEAR METALS

	method	limit/base	current	history1	history2	
Iron	ppm	ASTM D5185m	>200	127	71	49
Chromium	ppm	ASTM D5185m	>15	<1	0	0
Nickel	ppm	ASTM D5185m	>15	0	<1	0
Titanium	ppm	ASTM D5185m		<1	0	0
Silver	ppm	ASTM D5185m		0	0	0
Aluminum	ppm	ASTM D5185m	>25	0	<1	0
Lead	ppm	ASTM D5185m	>100	0	0	0
Copper	ppm	ASTM D5185m	>200	<1	0	0
Tin	ppm	ASTM D5185m	>25	0	0	0
Vanadium	ppm	ASTM D5185m		<1	0	0
Cadmium	ppm	ASTM D5185m		0	0	0

ADDITIVES

	method	limit/base	current	history1	history2	
Boron	ppm	ASTM D5185m	50	0	0	0
Barium	ppm	ASTM D5185m	15	0	0	0
Molybdenum	ppm	ASTM D5185m	15	0	0	0
Manganese	ppm	ASTM D5185m		<1	<1	<1
Magnesium	ppm	ASTM D5185m	50	<1	<1	0
Calcium	ppm	ASTM D5185m	50	0	2	0
Phosphorus	ppm	ASTM D5185m	350	555	552	510
Zinc	ppm	ASTM D5185m	100	<1	0	0
Sulfur	ppm	ASTM D5185m	12500	178	82	126

CONTAMINANTS

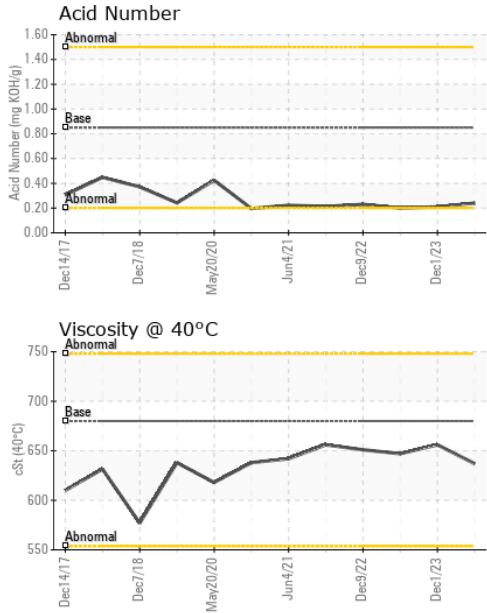
	method	limit/base	current	history1	history2	
Silicon	ppm	ASTM D5185m	>50	10	9	6
Sodium	ppm	ASTM D5185m		<1	0	0
Potassium	ppm	ASTM D5185m	>20	<1	2	<1

FLUID DEGRADATION

	method	limit/base	current	history1	history2	
Acid Number (AN)	mg KOH/g	ASTM D8045	0.85	0.24	0.21	0.20




OIL ANALYSIS REPORT



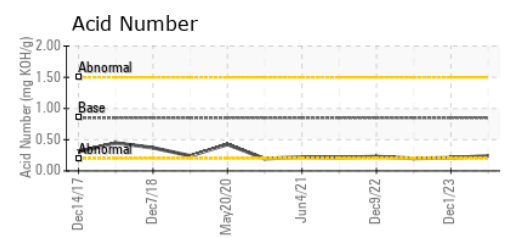
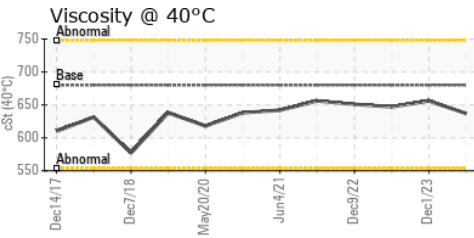
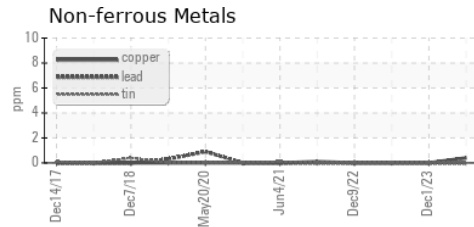
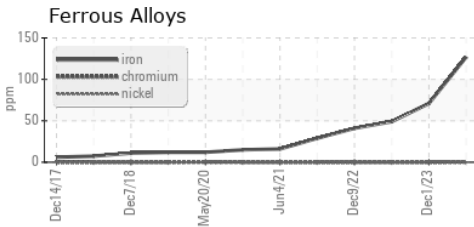
PARAMETER	method	limit/base	current	history1	history2
White Metal	scalar	*Visual	NONE	NONE	NONE
Yellow Metal	scalar	*Visual	NONE	NONE	NONE
Precipitate	scalar	*Visual	NONE	NONE	NONE
Silt	scalar	*Visual	NONE	NONE	NONE
Debris	scalar	*Visual	NONE	NONE	NONE
Sand/Dirt	scalar	*Visual	NONE	NONE	NONE
Appearance	scalar	*Visual	NORML	NORML	NORML
Odor	scalar	*Visual	NORML	NORML	NORML
Emulsified Water	scalar	*Visual	>0.2	NEG	NEG
Free Water	scalar	*Visual		NEG	NEG

FLUID PROPERTIES	method	limit/base	current	history1	history2
Visc @ 40°C	cSt	ASTM D445 680	637	656	647

SAMPLE IMAGES	method	limit/base	current	history1	history2
---------------	--------	------------	---------	----------	----------



GRAPHS



Laboratory : WearCheck USA - 501 Madison Ave., Cary, NC 27513
Sample No. : WC0854314 **Received** : 17 Jun 2024
Lab Number : **06211862** **Tested** : 18 Jun 2024
Unique Number : 11084726 **Diagnosed** : 19 Jun 2024 - Don Baldrige
Test Package : IND 2

MARS CHOCOLATE
 2019 NORTH OAK PARK
 CHICAGO, IL
 US 60707
 Contact: TONY FIORE
 tony.fiore@effem.com
 T: (773)745-2279
 F:

To discuss this sample report, contact Customer Service at 1-800-237-1369.
 * - Denotes test methods that are outside of the ISO 17025 scope of accreditation.
 Statements of conformity to specifications are based on the simple acceptance decision rule (JCGM 106:2012)