

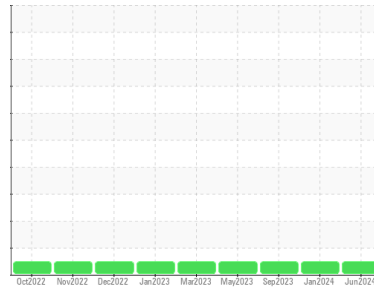


OIL ANALYSIS REPORT



Machine Id
CATERPILLAR 745D 13378 (S/N 3T603294)
 Component
Transmission (Manual)
 Fluid
TDTO FLUID SAE 30 (--- GAL)

Sample Rating Trend



NORMAL



DIAGNOSIS

Recommendation

Resample at the next service interval to monitor.
 Please specify the brand, type, and viscosity of the oil on your next sample.

Wear

All component wear rates are normal.

Contamination

There is no indication of any contamination in the fluid.

Fluid Condition

The condition of the fluid is acceptable for the time in service.

SAMPLE INFORMATION		method	limit/base	current	history1	history2
Sample Number	Client Info			WC0899196	WC0888029	WC0831324
Sample Date	Client Info			12 Jun 2024	25 Jan 2024	15 Sep 2023
Machine Age	hrs	Client Info		5622	4494	3995
Oil Age	hrs	Client Info		519	499	1106
Oil Changed	Client Info			Not Chngd	Not Chngd	Changed
Sample Status				NORMAL	NORMAL	NORMAL

CONTAMINATION		method	limit/base	current	history1	history2
Water	WC Method		>0.1	NEG	NEG	NEG

WEAR METALS		method	limit/base	current	history1	history2
Iron	ppm	ASTM D5185m	>200	8	8	16
Chromium	ppm	ASTM D5185m	>5	<1	<1	0
Nickel	ppm	ASTM D5185m	>5	0	0	0
Titanium	ppm	ASTM D5185m		<1	0	0
Silver	ppm	ASTM D5185m	>7	0	0	0
Aluminum	ppm	ASTM D5185m	>25	2	2	4
Lead	ppm	ASTM D5185m	>45	0	0	<1
Copper	ppm	ASTM D5185m	>225	2	2	3
Tin	ppm	ASTM D5185m	>10	0	0	<1
Vanadium	ppm	ASTM D5185m		0	0	0
Cadmium	ppm	ASTM D5185m		0	0	0

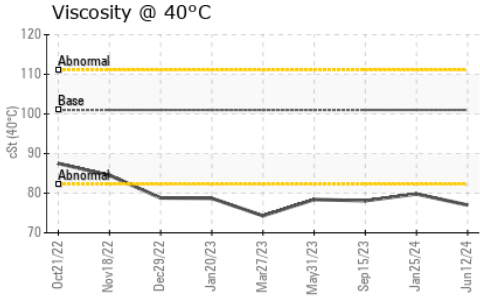
ADDITIVES		method	limit/base	current	history1	history2
Boron	ppm	ASTM D5185m	37	7	6	12
Barium	ppm	ASTM D5185m	7	0	0	0
Molybdenum	ppm	ASTM D5185m	5	3	2	5
Manganese	ppm	ASTM D5185m		0	0	<1
Magnesium	ppm	ASTM D5185m	40	40	27	75
Calcium	ppm	ASTM D5185m	2650	3024	3109	3270
Phosphorus	ppm	ASTM D5185m	1050	1017	866	906
Zinc	ppm	ASTM D5185m	1075	1160	1091	1117
Sulfur	ppm	ASTM D5185m	5750	3706	3405	4187

CONTAMINANTS		method	limit/base	current	history1	history2
Silicon	ppm	ASTM D5185m	>125	4	5	7
Sodium	ppm	ASTM D5185m		0	0	2
Potassium	ppm	ASTM D5185m	>20	<1	<1	<1

VISUAL		method	limit/base	current	history1	history2
White Metal	scalar	*Visual	NONE	NONE	NONE	NONE
Yellow Metal	scalar	*Visual	NONE	NONE	NONE	NONE
Precipitate	scalar	*Visual	NONE	NONE	NONE	NONE
Silt	scalar	*Visual	NONE	NONE	NONE	NONE
Debris	scalar	*Visual	NONE	NONE	NONE	NONE
Sand/Dirt	scalar	*Visual	NONE	NONE	NONE	NONE
Appearance	scalar	*Visual	NORML	NORML	NORML	NORML
Odor	scalar	*Visual	NORML	NORML	NORML	NORML
Emulsified Water	scalar	*Visual	>0.1	NEG	NEG	NEG
Free Water	scalar	*Visual		NEG	NEG	NEG



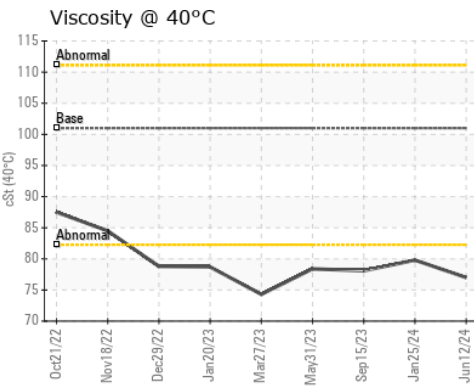
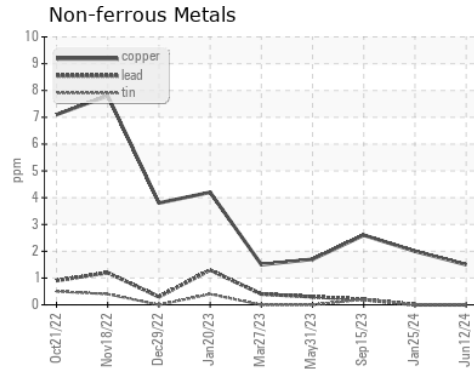
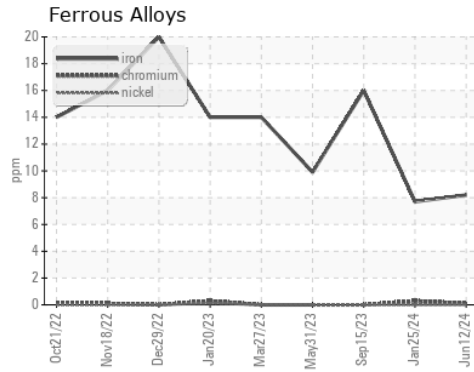
OIL ANALYSIS REPORT



FLUID PROPERTIES	method	limit/base	current	history1	history2	
Visc @ 40°C	cSt	ASTM D445	101	77.0	79.8	78.1

SAMPLE IMAGES	method	limit/base	current	history1	history2
Color				no image	no image
Bottom				no image	no image

GRAPHS



Certificate L2367

Laboratory : WearCheck USA - 501 Madison Ave., Cary, NC 27513
Sample No. : WC0899196 **Received** : 18 Jun 2024
Lab Number : 06213923 **Tested** : 20 Jun 2024
Unique Number : 11086787 **Diagnosed** : 20 Jun 2024 - Wes Davis
Test Package : CONST

TRADER CONSTRUCTION CO.
 PO DRAWER 1578
 NEW BERN, NC
 US 28563
 Contact: MIKE WYATT
 mwyatt@traderconstruction.com
 T: (252)633-1399
 F: (252)638-4871

To discuss this sample report, contact Customer Service at 1-800-237-1369.

* - Denotes test methods that are outside of the ISO 17025 scope of accreditation.

Statements of conformity to specifications are based on the simple acceptance decision rule (JCGM 106:2012)