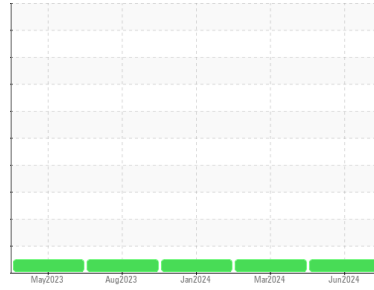


OIL ANALYSIS REPORT

Sample Rating Trend



NORMAL



Machine Id
TOWER 5P (S/N 40097-01)
 Component
Right Gearbox
 Fluid
SHELL MORLINA S4 B 220 (7 GAL)

DIAGNOSIS

Recommendation
 Resample at the next service interval to monitor.

Wear
 All component wear rates are normal.

Contamination
 There is no indication of any contamination in the oil.

Fluid Condition
 The AN level is acceptable for this fluid. The condition of the oil is suitable for further service.

SAMPLE INFORMATION		method	limit/base	current	history1	history2
Sample Number	Client Info			TO60002791	TO60002425	TO60001383
Sample Date	Client Info			18 Jun 2024	25 Mar 2024	04 Jan 2024
Machine Age	hrs	Client Info		0	0	0
Oil Age	hrs	Client Info		0	0	0
Oil Changed	Client Info			N/A	N/A	N/A
Sample Status				NORMAL	NORMAL	NORMAL

CONTAMINATION		method	limit/base	current	history1	history2
Water	WC Method		>0.2	NEG	NEG	NEG

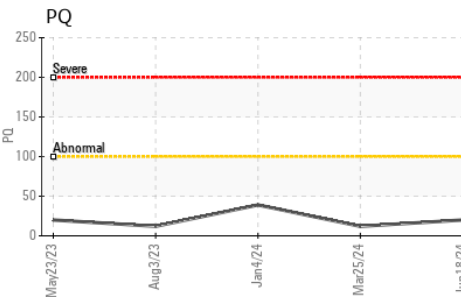
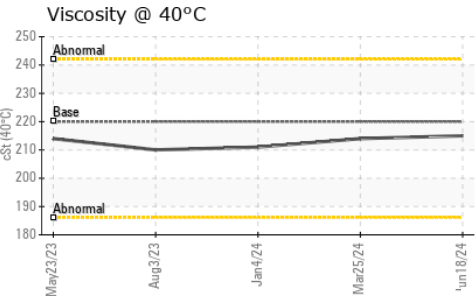
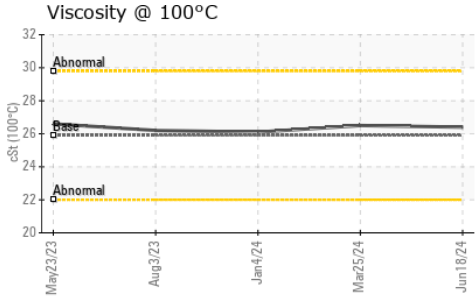
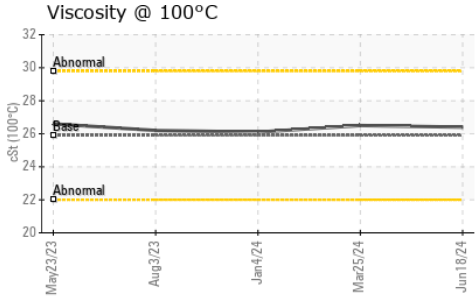
WEAR METALS		method	limit/base	current	history1	history2
PQ		ASTM D8184		20	12	39
Iron	ppm	ASTM D5185m	>200	0	0	0
Chromium	ppm	ASTM D5185m	>15	0	0	0
Nickel	ppm	ASTM D5185m	>15	0	0	0
Titanium	ppm	ASTM D5185m		0	0	3
Silver	ppm	ASTM D5185m		0	0	0
Aluminum	ppm	ASTM D5185m	>25	<1	0	<1
Lead	ppm	ASTM D5185m	>100	0	0	0
Copper	ppm	ASTM D5185m	>200	0	0	0
Tin	ppm	ASTM D5185m	>25	0	0	<1
Vanadium	ppm	ASTM D5185m		0	0	0
Cadmium	ppm	ASTM D5185m		0	0	0

ADDITIVES		method	limit/base	current	history1	history2
Boron	ppm	ASTM D5185m		<1	0	2
Barium	ppm	ASTM D5185m		0	0	0
Molybdenum	ppm	ASTM D5185m		0	0	0
Manganese	ppm	ASTM D5185m		<1	0	<1
Magnesium	ppm	ASTM D5185m		0	0	<1
Calcium	ppm	ASTM D5185m		0	0	2
Phosphorus	ppm	ASTM D5185m		294	323	295
Zinc	ppm	ASTM D5185m		0	0	0
Sulfur	ppm	ASTM D5185m		793	796	649

CONTAMINANTS		method	limit/base	current	history1	history2
Silicon	ppm	ASTM D5185m	>50	6	6	12
Sodium	ppm	ASTM D5185m		<1	0	0
Potassium	ppm	ASTM D5185m	>20	2	0	0

FLUID DEGRADATION		method	limit/base	current	history1	history2
Acid Number (AN)	mg KOH/g	ASTM D8045		0.81	---	---

OIL ANALYSIS REPORT



VISUAL	method	limit/base	current	history1	history2
White Metal	scalar	*Visual	NONE	NONE	MODER
Yellow Metal	scalar	*Visual	NONE	NONE	NONE
Precipitate	scalar	*Visual	NONE	NONE	NONE
Silt	scalar	*Visual	NONE	NONE	NONE
Debris	scalar	*Visual	NONE	NONE	LIGHT
Sand/Dirt	scalar	*Visual	NONE	NONE	NONE
Appearance	scalar	*Visual	NORML	NORML	NORML
Odor	scalar	*Visual	NORML	NORML	NORML
Emulsified Water	scalar	*Visual	>0.2	NEG	NEG
Free Water	scalar	*Visual		NEG	NEG

FLUID PROPERTIES	method	limit/base	current	history1	history2
Visc @ 40°C	cSt	ASTM D445	220	215	214
Visc @ 100°C	cSt	ASTM D445	25.9	26.4	26.5
Viscosity Index (VI)	Scale	ASTM D2270	149	156	157

SAMPLE IMAGES	method	limit/base	current	history1	history2
Color					
Bottom					

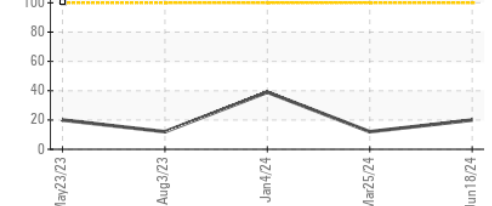
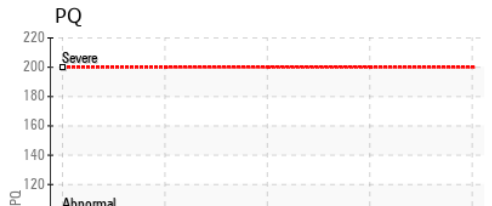
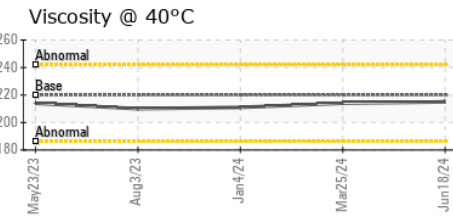
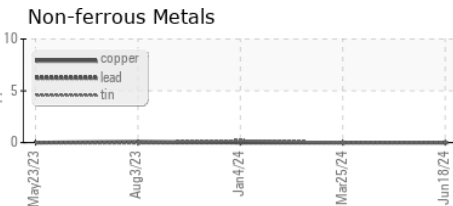
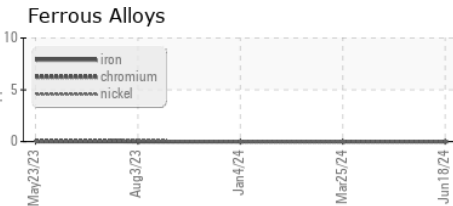








GRAPHS



Laboratory : WearCheck USA - 501 Madison Ave., Cary, NC 27513
Sample No. : TO60002791 **Received** : 19 Jun 2024
Lab Number : 06214724 **Tested** : 20 Jun 2024
Unique Number : 11087588 **Diagnosed** : 20 Jun 2024 - Wes Davis
Test Package : IND 2 (Additional Tests: KV100, PQ, VI)

GLAD MANUFACTURING
 1700 N 13TH ST
 ROGERS, AR
 US 72756
 Contact: CLAY OSTERHOUT
 clay.osterhout@clorox.com

To discuss this sample report, contact Customer Service at 1-800-237-1369.
 * - Denotes test methods that are outside of the ISO 17025 scope of accreditation.
 Statements of conformity to specifications are based on the simple acceptance decision rule (JCGM 106:2012)