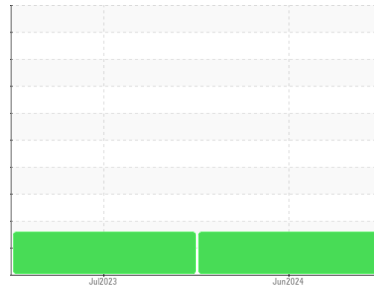


OIL ANALYSIS REPORT

Area
PALEXTRA 44
Machine Id
SULLAIR 003-143956 - TEAM IND
Component
Compressor

Sample Rating Trend



DIAGNOSIS

Recommendation

No corrective action is recommended at this time. Resample at the next service interval to monitor.

Wear

All component wear rates are normal.

Contamination

Elemental level of silicon (Si) above normal.

Fluid Condition

The AN level is acceptable for this fluid. The condition of the oil is suitable for further service.

SAMPLE INFORMATION

	method	limit/base	current	history1	history2
Sample Number	Client Info		UCS06214817	UCS05902426	---
Sample Date	Client Info		07 Jun 2024	06 Jul 2023	---
Machine Age	hrs	Client Info	49851	498473	---
Oil Age	hrs	Client Info	0	648	---
Oil Changed	Client Info		Not Changed	Not Changed	---
Sample Status			ABNORMAL	ABNORMAL	---

CONTAMINATION

	method	limit/base	current	history1	history2
Water	WC Method	>0.1	NEG	NEG	---

WEAR METALS

	method	limit/base	current	history1	history2
Iron	ppm	ASTM D5185m >50	0	0	---
Chromium	ppm	ASTM D5185m >10	0	0	---
Nickel	ppm	ASTM D5185m	0	0	---
Titanium	ppm	ASTM D5185m	0	<1	---
Silver	ppm	ASTM D5185m	0	0	---
Aluminum	ppm	ASTM D5185m >25	<1	0	---
Lead	ppm	ASTM D5185m >25	0	0	---
Copper	ppm	ASTM D5185m >50	0	0	---
Tin	ppm	ASTM D5185m >15	<1	0	---
Vanadium	ppm	ASTM D5185m	0	<1	---
Cadmium	ppm	ASTM D5185m	0	0	---

ADDITIVES

	method	limit/base	current	history1	history2
Boron	ppm	ASTM D5185m 0	0	0	---
Barium	ppm	ASTM D5185m 0.3	62	<1	---
Molybdenum	ppm	ASTM D5185m 0	0	0	---
Manganese	ppm	ASTM D5185m 0.3	<1	<1	---
Magnesium	ppm	ASTM D5185m 0.4	0	0	---
Calcium	ppm	ASTM D5185m 0	0	0	---
Phosphorus	ppm	ASTM D5185m 689	410	196	---
Zinc	ppm	ASTM D5185m 0	0	0	---
Sulfur	ppm	ASTM D5185m 1237	322	121	---

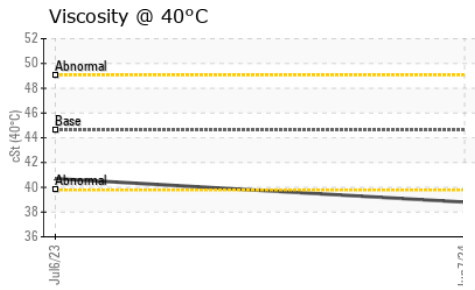
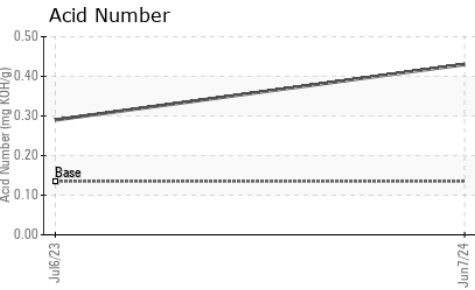
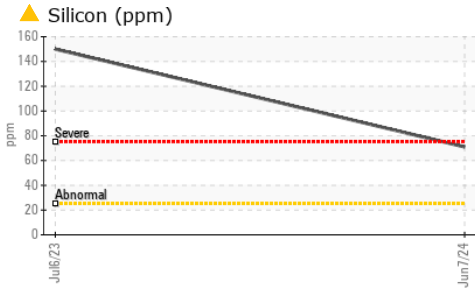
CONTAMINANTS

	method	limit/base	current	history1	history2
Silicon	ppm	ASTM D5185m >25	▲ 71	▲ 150	---
Sodium	ppm	ASTM D5185m	16	4	---
Potassium	ppm	ASTM D5185m >20	3	0	---

FLUID DEGRADATION

	method	limit/base	current	history1	history2
Acid Number (AN)	mg KOH/g	ASTM D8045 0.135	0.43	0.29	---


OIL ANALYSIS REPORT



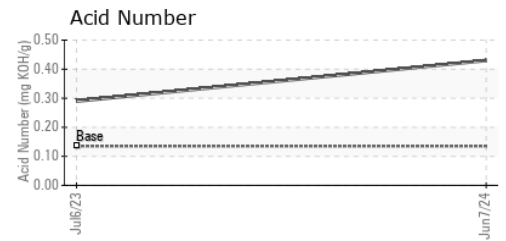
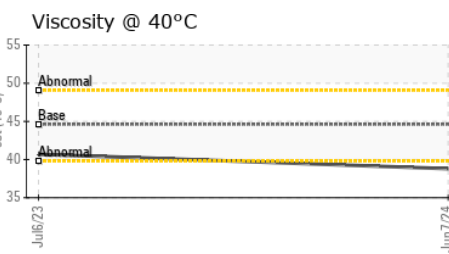
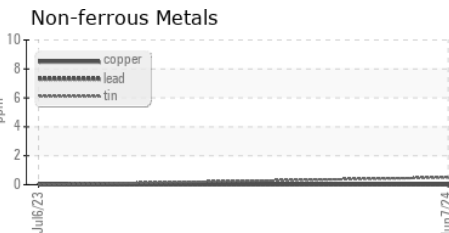

VISUAL	method	limit/base	current	history1	history2	
White Metal	scalar	*Visual	NONE	NONE	NONE	---
Yellow Metal	scalar	*Visual	NONE	NONE	NONE	---
Precipitate	scalar	*Visual	NONE	NONE	NONE	---
Silt	scalar	*Visual	NONE	NONE	NONE	---
Debris	scalar	*Visual	NONE	NONE	MODER	---
Sand/Dirt	scalar	*Visual	NONE	NONE	NONE	---
Appearance	scalar	*Visual	NORML	NORML	NORML	---
Odor	scalar	*Visual	NORML	NORML	NORML	---
Emulsified Water	scalar	*Visual	>0.1	NEG	NEG	---
Free Water	scalar	*Visual		NEG	NEG	---

FLUID PROPERTIES	method	limit/base	current	history1	history2	
Visc @ 40°C	cSt	ASTM D445	44.62	38.8	40.7	---

SAMPLE IMAGES	method	limit/base	current	history1	history2
---------------	--------	------------	---------	----------	----------



GRAPHS



Certificate L2367

Laboratory : WearCheck USA - 501 Madison Ave., Cary, NC 27513
Sample No. : UCS06214817 **Received** : 19 Jun 2024
Lab Number : **06214817** **Tested** : 24 Jun 2024
Unique Number : 11087681 **Diagnosed** : 24 Jun 2024 - Jonathan Hester
Test Package : IND 2

JEMCO-MAXAIR

WEST FARGO, ND
US 58078

Contact: DALE K
dalek@jemco-maxair.com

T: (701)281-0362

F: x:

To discuss this sample report, contact Customer Service at 1-800-237-1369.

* - Denotes test methods that are outside of the ISO 17025 scope of accreditation.

Statements of conformity to specifications are based on the simple acceptance decision rule (JCGM 106:2012)