

NORMAL



Area
DIAMOND BLUE 8K [OIL-49689]
 Machine Id
SULLAIR 200802270083 - BUZZI
 Component
Compressor

DIAGNOSIS

Recommendation

Resample at the next service interval to monitor. Please specify the brand, type, and viscosity of the oil on your next sample.

Wear

All component wear rates are normal.

Contamination

There is no indication of any contamination in the oil.

Fluid Condition

The AN level is acceptable for this fluid. The condition of the oil is suitable for further service.

SAMPLE INFORMATION		method	limit/base	current	history1	history2
Sample Number	Client Info			JHF06214847	UCH06114429	UCH06031644
Sample Date	Client Info			03 Jun 2024	26 Feb 2024	05 Dec 2023
Machine Age	hrs	Client Info		102757	100915	99718
Oil Age	hrs	Client Info		5079	3237	2040
Oil Changed	Client Info			Not Changed	Not Changed	Not Changed
Sample Status				NORMAL	NORMAL	NORMAL

CONTAMINATION		method	limit/base	current	history1	history2
Water	WC Method		>0.1	NEG	NEG	NEG

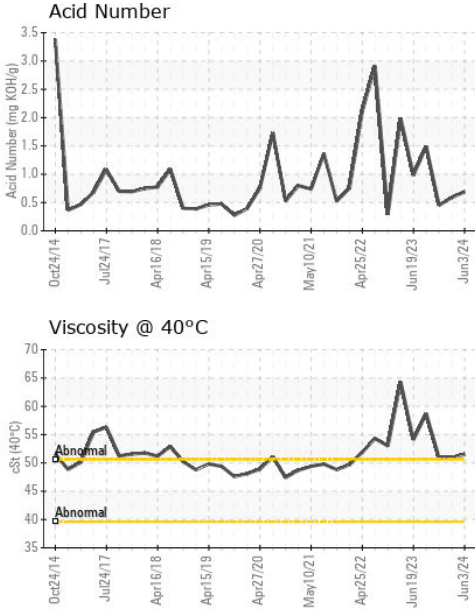
WEAR METALS		method	limit/base	current	history1	history2
Iron	ppm	ASTM D5185m	>50	0	0	<1
Chromium	ppm	ASTM D5185m	>10	0	0	<1
Nickel	ppm	ASTM D5185m		0	0	<1
Titanium	ppm	ASTM D5185m		0	0	<1
Silver	ppm	ASTM D5185m		0	0	0
Aluminum	ppm	ASTM D5185m	>25	<1	0	1
Lead	ppm	ASTM D5185m	>25	0	<1	<1
Copper	ppm	ASTM D5185m	>50	19	14	16
Tin	ppm	ASTM D5185m	>15	<1	<1	<1
Vanadium	ppm	ASTM D5185m		0	0	0
Cadmium	ppm	ASTM D5185m		0	0	<1

ADDITIVES		method	limit/base	current	history1	history2
Boron	ppm	ASTM D5185m		0	0	0
Barium	ppm	ASTM D5185m		270	215	243
Molybdenum	ppm	ASTM D5185m		0	0	<1
Manganese	ppm	ASTM D5185m		<1	<1	<1
Magnesium	ppm	ASTM D5185m		2	2	2
Calcium	ppm	ASTM D5185m		326	378	396
Phosphorus	ppm	ASTM D5185m		21	19	44
Zinc	ppm	ASTM D5185m		0	0	<1
Sulfur	ppm	ASTM D5185m		204	177	119

CONTAMINANTS		method	limit/base	current	history1	history2
Silicon	ppm	ASTM D5185m	>25	2	<1	1
Sodium	ppm	ASTM D5185m		70	62	65
Potassium	ppm	ASTM D5185m	>20	5	2	3

FLUID DEGRADATION		method	limit/base	current	history1	history2
Acid Number (AN)	mg KOH/g	ASTM D8045		0.69	0.59	0.45


OIL ANALYSIS REPORT



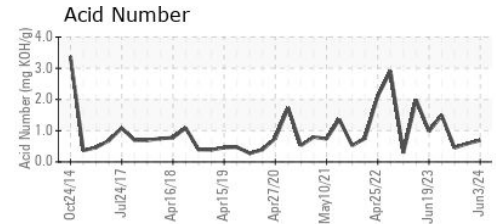
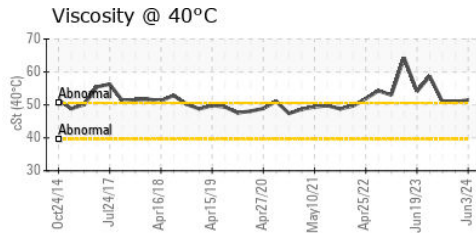
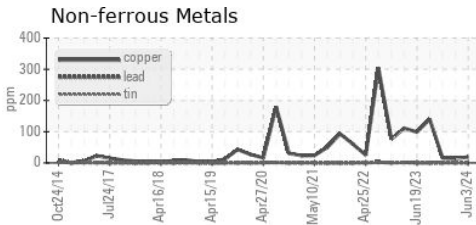
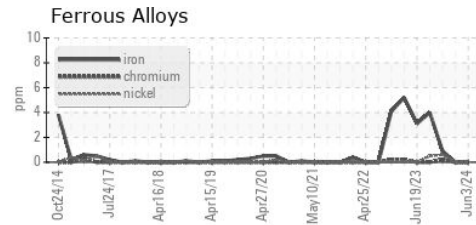
VISUAL	method	limit/base	current	history1	history2
White Metal	scalar	*Visual	NONE	NONE	NONE
Yellow Metal	scalar	*Visual	NONE	NONE	NONE
Precipitate	scalar	*Visual	NONE	NONE	NONE
Silt	scalar	*Visual	NONE	NONE	NONE
Debris	scalar	*Visual	NONE	NONE	NONE
Sand/Dirt	scalar	*Visual	NONE	NONE	NONE
Appearance	scalar	*Visual	NORML	NORML	NORML
Odor	scalar	*Visual	NORML	NORML	NORML
Emulsified Water	scalar	*Visual	>0.1	NEG	NEG
Free Water	scalar	*Visual		NEG	NEG

FLUID PROPERTIES	method	limit/base	current	history1	history2
Visc @ 40°C	cSt	ASTM D445	51.5	50.9	50.9

SAMPLE IMAGES	method	limit/base	current	history1	history2
---------------	--------	------------	---------	----------	----------



GRAPHS



Laboratory : WearCheck USA - 501 Madison Ave., Cary, NC 27513
Sample No. : JHF06214847
Lab Number : **06214847**
Unique Number : 11087711
Test Package : IND 2
Received : 19 Jun 2024
Tested : 20 Jun 2024
Diagnosed : 20 Jun 2024 - Wes Davis

JOHN HENRY FOSTER COMPANY
 4700 LEBOURGET STREET
 SAINT LOUIS, MO
 US 63134
 Contact: RACHEL VON HATTEN
 rvonhatten@jhfc.com

To discuss this sample report, contact Customer Service at 1-800-237-1369.
 * - Denotes test methods that are outside of the ISO 17025 scope of accreditation.
 Statements of conformity to specifications are based on the simple acceptance decision rule (JCGM 106:2012)