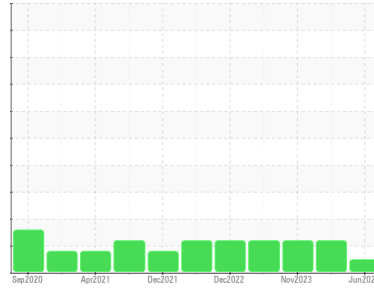




OIL ANALYSIS REPORT

Sample Rating Trend



NORMAL



Machine Id
ER1 HSSC-15 (S/N S1044RFMPLHAA03)
 Component
Refrigeration Compressor
 Fluid
USPI ALT-68 SC (--- GAL)

DIAGNOSIS

Recommendation

Resample at the next service interval to monitor.

Wear

All component wear rates are normal.

Contamination

There is no indication of any contamination in the oil. The amount and size of particulates present in the system are acceptable.

Fluid Condition

The AN level is acceptable for this fluid. The condition of the oil is suitable for further service.

SAMPLE INFORMATION

	method	limit/base	current	history1	history2
Sample Number	Client Info		USP0013175	USP0007449	USP0003633
Sample Date	Client Info		12 Jun 2024	28 Feb 2024	13 Nov 2023
Machine Age	hrs	Client Info	0	0	54230
Oil Age	hrs	Client Info	0	0	0
Oil Changed	Client Info		N/A	N/A	N/A
Sample Status			NORMAL	ATTENTION	ATTENTION

WEAR METALS

	method	limit/base	current	history1	history2
Iron	ppm	ASTM D5185m >8	0	0	0
Chromium	ppm	ASTM D5185m >2	0	0	0
Nickel	ppm	ASTM D5185m	<1	0	0
Titanium	ppm	ASTM D5185m	0	0	0
Silver	ppm	ASTM D5185m >2	0	0	<1
Aluminum	ppm	ASTM D5185m >3	<1	0	<1
Lead	ppm	ASTM D5185m >2	0	0	0
Copper	ppm	ASTM D5185m >8	0	0	0
Tin	ppm	ASTM D5185m >4	0	0	0
Vanadium	ppm	ASTM D5185m	0	0	<1
Cadmium	ppm	ASTM D5185m	0	0	0

ADDITIVES

	method	limit/base	current	history1	history2
Boron	ppm	ASTM D5185m	0	0	0
Barium	ppm	ASTM D5185m	0	1	0
Molybdenum	ppm	ASTM D5185m	0	0	0
Manganese	ppm	ASTM D5185m	<1	0	<1
Magnesium	ppm	ASTM D5185m	0	<1	1
Calcium	ppm	ASTM D5185m	0	<1	1
Phosphorus	ppm	ASTM D5185m	0	0	1
Zinc	ppm	ASTM D5185m	0	0	0
Sulfur	ppm	ASTM D5185m 50	0	0	9

CONTAMINANTS

	method	limit/base	current	history1	history2
Silicon	ppm	ASTM D5185m >15	0	0	0
Sodium	ppm	ASTM D5185m	2	0	1
Potassium	ppm	ASTM D5185m >20	3	0	2
Water	%	ASTM D6304 >0.01	0.002	0.001	0.003
ppm Water	ppm	ASTM D6304 >100	16	0	35.4

FLUID CLEANLINESS

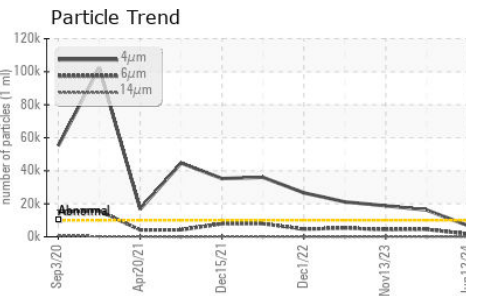
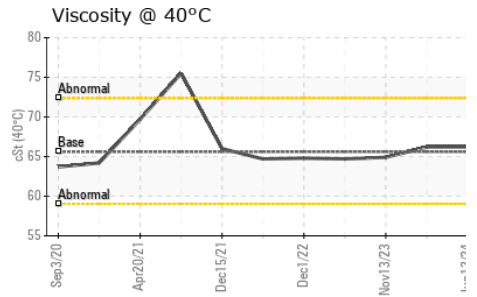
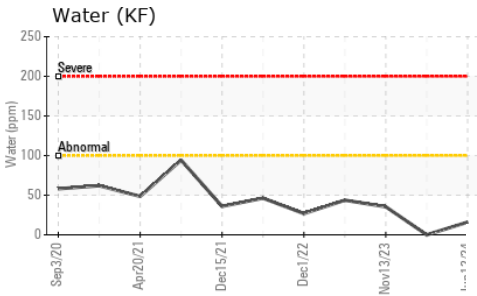
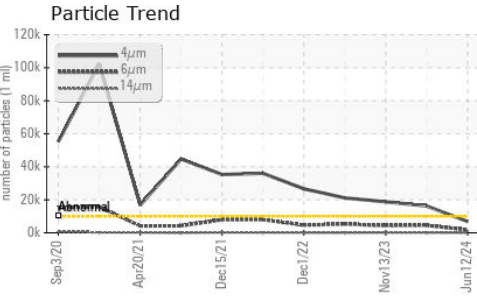
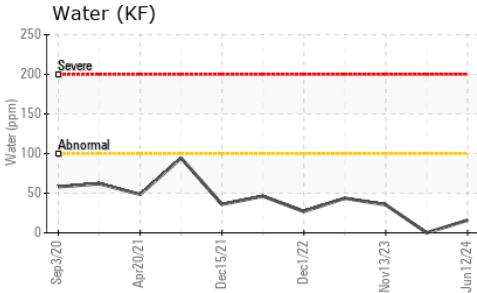
	method	limit/base	current	history1	history2
Particles >4µm	ASTM D7647	>10000	6870	● 16240	● 18790
Particles >6µm	ASTM D7647	>2500	1757	● 4545	● 4311
Particles >14µm	ASTM D7647	>320	73	140	141
Particles >21µm	ASTM D7647	>80	11	18	21
Particles >38µm	ASTM D7647	>20	0	0	1
Particles >71µm	ASTM D7647	>4	0	0	0
Oil Cleanliness	ISO 4406 (c)	>20/18/15	20/18/13	● 21/19/14	● 21/19/14

FLUID DEGRADATION

	method	limit/base	current	history1	history2
Acid Number (AN)	mg KOH/g	ASTM D974 0.005	0.014	0.014	0.013



OIL ANALYSIS REPORT




VISUAL	method	limit/base	current	history1	history2
White Metal	scalar	*Visual	NONE	NONE	NONE
Yellow Metal	scalar	*Visual	NONE	NONE	NONE
Precipitate	scalar	*Visual	NONE	NONE	NONE
Silt	scalar	*Visual	NONE	NONE	NONE
Debris	scalar	*Visual	NONE	NONE	NONE
Sand/Dirt	scalar	*Visual	NONE	NONE	NONE
Appearance	scalar	*Visual	NORML	NORML	NORML
Odor	scalar	*Visual	NORML	NORML	NORML
Emulsified Water	scalar	*Visual	>0.01	NEG	NEG
Free Water	scalar	*Visual		NEG	NEG

FLUID PROPERTIES	method	limit/base	current	history1	history2
Visc @ 40°C	cSt	ASTM D445	65.6	66.2	64.9

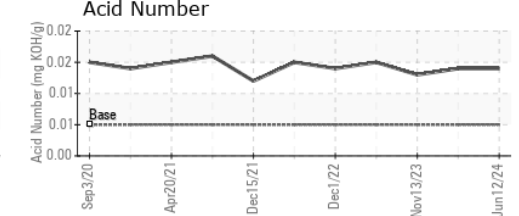
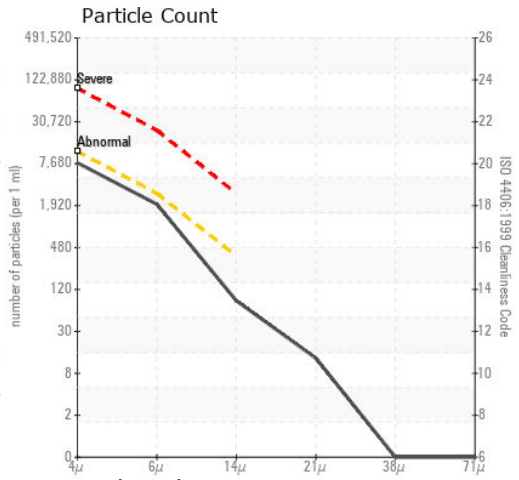
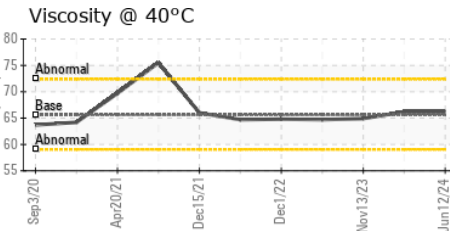
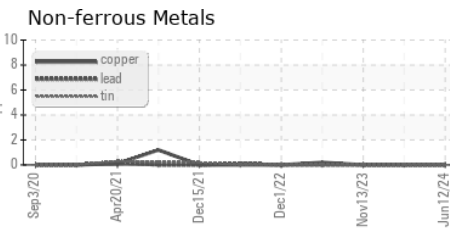
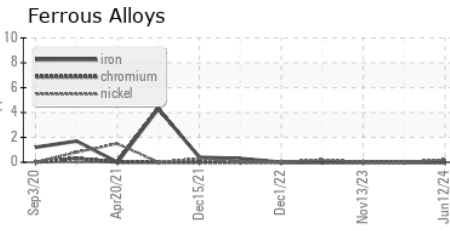
SAMPLE IMAGES	method	limit/base	current	history1	history2
---------------	--------	------------	---------	----------	----------

Color

Bottom



GRAPHS



Certificate L2367

Laboratory : WearCheck USA - 501 Madison Ave., Cary, NC 27513
 Sample No. : USP0013175
 Lab Number : 06215827
 Unique Number : 11088691
 Test Package : IND 2

Received : 20 Jun 2024
 Tested : 21 Jun 2024
 Diagnosed : 24 Jun 2024 - Doug Bogart

AMERICAN FOODS GROUP
 4430 S 110TH ST
 OMAHA, NE
 US 68137
 Contact: Service Manager

To discuss this sample report, contact Customer Service at 1-800-237-1369.

* - Denotes test methods that are outside of the ISO 17025 scope of accreditation.

Statements of conformity to specifications are based on the simple acceptance decision rule (JCGM 106:2012)

T:
F: