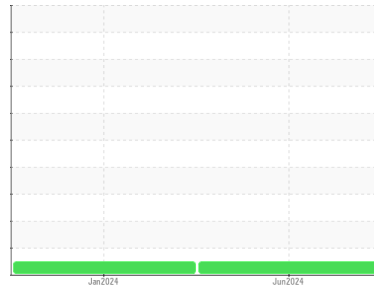




OIL ANALYSIS REPORT

Sample Rating Trend



NORMAL



Area

PG 46 [291008]

Machine Id

INGERSOLL RAND JE5681U99036 - ENGINEERED MOLD

Component

Compressor

DIAGNOSIS

Recommendation

Resample at the next service interval to monitor. Please specify the brand, type, and viscosity of the oil on your next sample.

Wear

All component wear rates are normal.

Contamination

There is no indication of any contamination in the oil.

Fluid Condition

The AN level is acceptable for this fluid. The condition of the oil is suitable for further service.

SAMPLE INFORMATION		method	limit/base	current	history1	history2
Sample Number	Client Info			UFD0002016	UFD0000111	---
Sample Date	Client Info			14 Jun 2024	11 Jan 2024	---
Machine Age	hrs	Client Info		7202	0	---
Oil Age	hrs	Client Info		0	0	---
Oil Changed	Client Info			Changed	Changed	---
Sample Status				NORMAL	NORMAL	---

CONTAMINATION		method	limit/base	current	history1	history2
Water	WC Method		>0.1	NEG	NEG	---

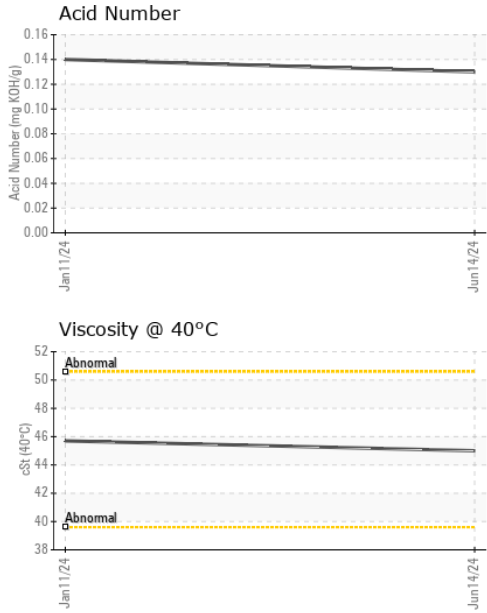
WEAR METALS		method	limit/base	current	history1	history2
Iron	ppm	ASTM D5185m	>50	0	0	---
Chromium	ppm	ASTM D5185m	>10	0	0	---
Nickel	ppm	ASTM D5185m		0	<1	---
Titanium	ppm	ASTM D5185m		0	0	---
Silver	ppm	ASTM D5185m		0	0	---
Aluminum	ppm	ASTM D5185m	>25	<1	0	---
Lead	ppm	ASTM D5185m	>25	0	1	---
Copper	ppm	ASTM D5185m	>50	0	0	---
Tin	ppm	ASTM D5185m	>15	0	1	---
Vanadium	ppm	ASTM D5185m		<1	<1	---
Cadmium	ppm	ASTM D5185m		0	0	---

ADDITIVES		method	limit/base	current	history1	history2
Boron	ppm	ASTM D5185m		0	0	---
Barium	ppm	ASTM D5185m		<1	<1	---
Molybdenum	ppm	ASTM D5185m		0	0	---
Manganese	ppm	ASTM D5185m		<1	0	---
Magnesium	ppm	ASTM D5185m		<1	0	---
Calcium	ppm	ASTM D5185m		0	0	---
Phosphorus	ppm	ASTM D5185m		446	414	---
Zinc	ppm	ASTM D5185m		9	12	---
Sulfur	ppm	ASTM D5185m		62	79	---

CONTAMINANTS		method	limit/base	current	history1	history2
Silicon	ppm	ASTM D5185m	>25	<1	<1	---
Sodium	ppm	ASTM D5185m		2	2	---
Potassium	ppm	ASTM D5185m	>20	1	<1	---

FLUID DEGRADATION		method	limit/base	current	history1	history2
Acid Number (AN)	mg KOH/g	ASTM D8045		0.13	0.14	---


OIL ANALYSIS REPORT



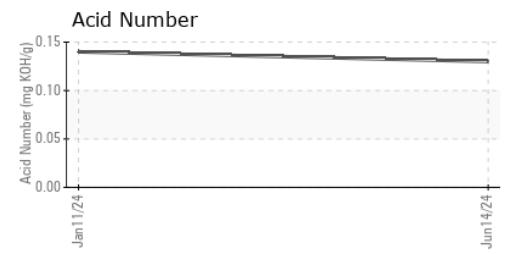
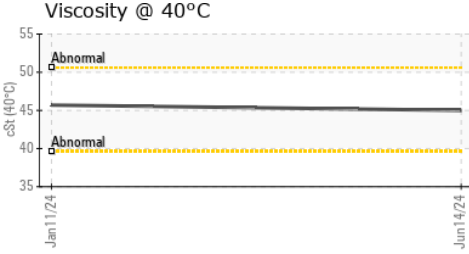
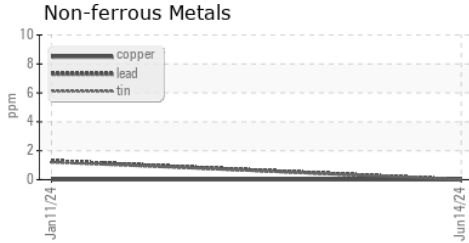
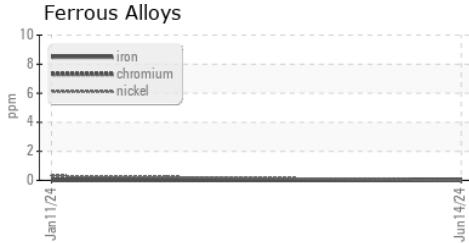
VISUAL	method	limit/base	current	history1	history2
White Metal	scalar	*Visual	NONE	NONE	---
Yellow Metal	scalar	*Visual	NONE	NONE	---
Precipitate	scalar	*Visual	NONE	NONE	---
Silt	scalar	*Visual	NONE	NONE	---
Debris	scalar	*Visual	NONE	NONE	MODER
Sand/Dirt	scalar	*Visual	NONE	NONE	---
Appearance	scalar	*Visual	NORML	NORML	---
Odor	scalar	*Visual	NORML	NORML	---
Emulsified Water	scalar	*Visual	>0.1	NEG	---
Free Water	scalar	*Visual		NEG	---

FLUID PROPERTIES	method	limit/base	current	history1	history2
Visc @ 40°C	cSt	ASTM D445	45.0	45.7	---

SAMPLE IMAGES	method	limit/base	current	history1	history2
---------------	--------	------------	---------	----------	----------



GRAPHS



Laboratory : WearCheck USA - 501 Madison Ave., Cary, NC 27513
Sample No. : UFD0002016 **Received** : 21 Jun 2024
Lab Number : **06216962** **Tested** : 24 Jun 2024
Unique Number : 11089826 **Diagnosed** : 24 Jun 2024 - Sean Felton
Test Package : IND 2

FLUID-AIRE DYNAMICS
 225 SPRING LAKE DR
 ITASCA, IL
 US 60143
 Contact: ED DIENER
 ed.diener@fluidairedynamics.com
 T: (847)678-8388
 F:

To discuss this sample report, contact Customer Service at 1-800-237-1369.
 * - Denotes test methods that are outside of the ISO 17025 scope of accreditation.
 Statements of conformity to specifications are based on the simple acceptance decision rule (JCGM 106:2012)