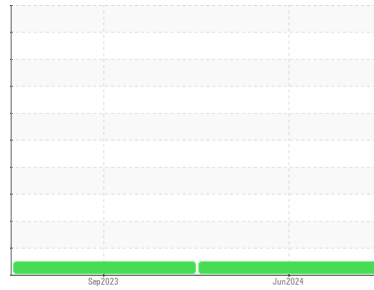




OIL ANALYSIS REPORT

Sample Rating Trend



NORMAL



Area
SFG 200 [291612]
 Machine Id
1404010001 - MEATS BY LINE
 Component
Compressor

DIAGNOSIS

Recommendation

Resample at the next service interval to monitor. Please specify the brand, type, and viscosity of the oil on your next sample.

Wear

All component wear rates are normal.

Contamination

There is no indication of any contamination in the oil.

Fluid Condition

The AN level is acceptable for this fluid. The condition of the oil is suitable for further service.

SAMPLE INFORMATION		method	limit/base	current	history1	history2
Sample Number	Client Info			UFD0002129	UFD06055433	---
Sample Date	Client Info			08 Jun 2024	23 Sep 2023	---
Machine Age	hrs	Client Info		70275	0	---
Oil Age	hrs	Client Info		0	0	---
Oil Changed	Client Info			Changed	N/A	---
Sample Status				NORMAL	NORMAL	---

CONTAMINATION		method	limit/base	current	history1	history2
Water	WC Method		>0.1	NEG	NEG	---

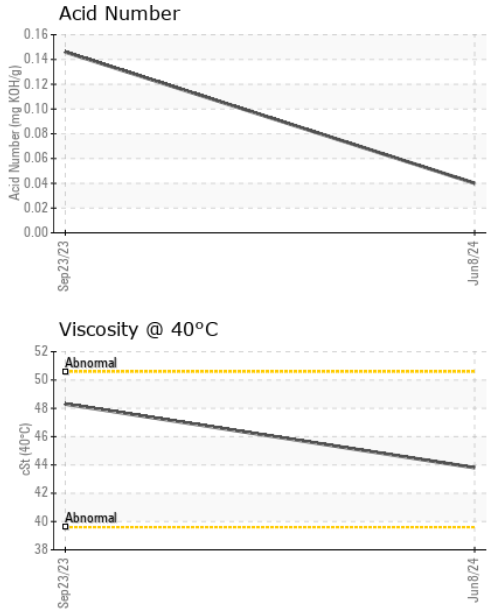
WEAR METALS		method	limit/base	current	history1	history2
Iron	ppm	ASTM D5185m	>50	0	0	---
Chromium	ppm	ASTM D5185m	>10	0	0	---
Nickel	ppm	ASTM D5185m		0	0	---
Titanium	ppm	ASTM D5185m		0	0	---
Silver	ppm	ASTM D5185m		0	0	---
Aluminum	ppm	ASTM D5185m	>25	0	0	---
Lead	ppm	ASTM D5185m	>25	0	0	---
Copper	ppm	ASTM D5185m	>50	0	0	---
Tin	ppm	ASTM D5185m	>15	0	0	---
Vanadium	ppm	ASTM D5185m		<1	0	---
Cadmium	ppm	ASTM D5185m		<1	0	---

ADDITIVES		method	limit/base	current	history1	history2
Boron	ppm	ASTM D5185m		0	0	---
Barium	ppm	ASTM D5185m		0	0	---
Molybdenum	ppm	ASTM D5185m		0	0	---
Manganese	ppm	ASTM D5185m		<1	0	---
Magnesium	ppm	ASTM D5185m		<1	0	---
Calcium	ppm	ASTM D5185m		0	0	---
Phosphorus	ppm	ASTM D5185m		294	465	---
Zinc	ppm	ASTM D5185m		4	7	---
Sulfur	ppm	ASTM D5185m		107	0	---

CONTAMINANTS		method	limit/base	current	history1	history2
Silicon	ppm	ASTM D5185m	>25	4	0	---
Sodium	ppm	ASTM D5185m		2	2	---
Potassium	ppm	ASTM D5185m	>20	1	0	---

FLUID DEGRADATION		method	limit/base	current	history1	history2
Acid Number (AN)	mg KOH/g	ASTM D8045		0.04	0.146	---


OIL ANALYSIS REPORT



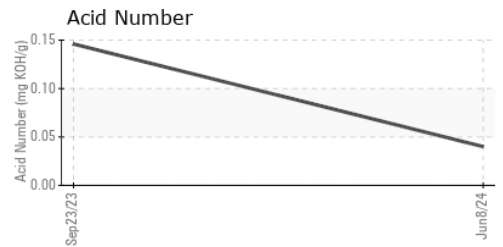
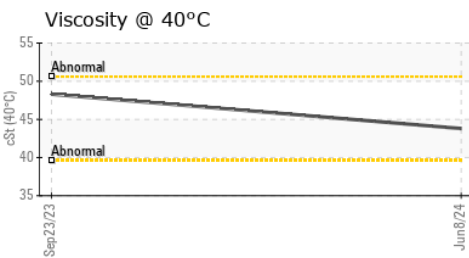

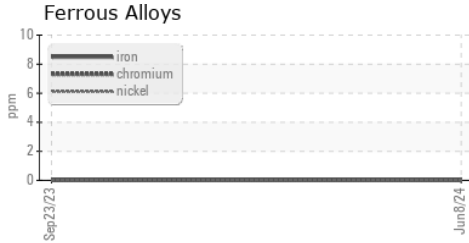
VISUAL	method	limit/base	current	history1	history2
White Metal	scalar	*Visual	NONE	NONE	---
Yellow Metal	scalar	*Visual	NONE	NONE	---
Precipitate	scalar	*Visual	NONE	NONE	---
Silt	scalar	*Visual	NONE	NONE	---
Debris	scalar	*Visual	NONE	NONE	---
Sand/Dirt	scalar	*Visual	NONE	NONE	---
Appearance	scalar	*Visual	NORML	NORML	---
Odor	scalar	*Visual	NORML	NORML	---
Emulsified Water	scalar	*Visual	>0.1	NEG	---
Free Water	scalar	*Visual		NEG	---

FLUID PROPERTIES	method	limit/base	current	history1	history2
Visc @ 40°C	cSt	ASTM D445	43.8	48.3	---

SAMPLE IMAGES	method	limit/base	current	history1	history2
---------------	--------	------------	---------	----------	----------



GRAPHS



Laboratory : WearCheck USA - 501 Madison Ave., Cary, NC 27513
Sample No. : UFD0002129 **Received** : 21 Jun 2024
Lab Number : **06216976** **Tested** : 24 Jun 2024
Unique Number : 11089840 **Diagnosed** : 24 Jun 2024 - Wes Davis
Test Package : IND 2

FLUID-AIRE DYNAMICS
 225 SPRING LAKE DR
 ITASCA, IL 60143
 Contact: ED DIENER
 ed.diener@fluidairedynamics.com
 T: (847)678-8388
 F:

To discuss this sample report, contact Customer Service at 1-800-237-1369.

* - Denotes test methods that are outside of the ISO 17025 scope of accreditation.

Statements of conformity to specifications are based on the simple acceptance decision rule (JCGM 106:2012)