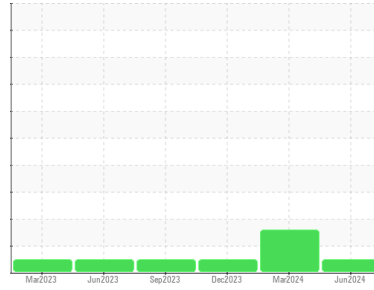


OIL ANALYSIS REPORT

Sample Rating Trend



NORMAL



Area
PALASYN 45 [JAXPM 3124357]
Machine ID
22LE003472 - PLANT 1
Component
Compressor

DIAGNOSIS

Recommendation

Resample at the next service interval to monitor.

Wear

All component wear rates are normal.

Contamination

There is no indication of any contamination in the oil.

Fluid Condition

The AN level is acceptable for this fluid. The condition of the oil is suitable for further service.

SAMPLE INFORMATION		method	limit/base	current	history1	history2
Sample Number	Client Info			UCS06217011	UCS06118424	UCS06051049
Sample Date	Client Info			06 Jun 2024	04 Mar 2024	19 Dec 2023
Machine Age	hrs	Client Info		3813	3202	0
Oil Age	hrs	Client Info		0	0	0
Oil Changed	Client Info			Not Chngd	Not Chngd	Changed
Sample Status				NORMAL	ATTENTION	NORMAL

CONTAMINATION		method	limit/base	current	history1	history2
Water	WC Method		>0.1	NEG	NEG	NEG

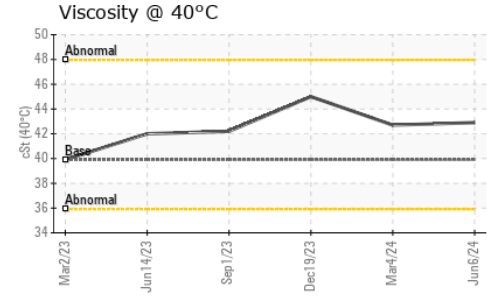
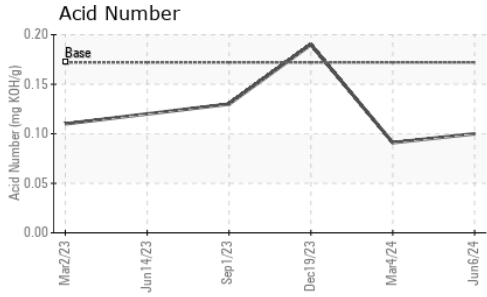
WEAR METALS		method	limit/base	current	history1	history2
Iron	ppm	ASTM D5185m	>50	0	0	0
Chromium	ppm	ASTM D5185m	>10	0	<1	0
Nickel	ppm	ASTM D5185m		0	0	0
Titanium	ppm	ASTM D5185m		0	<1	<1
Silver	ppm	ASTM D5185m		0	0	0
Aluminum	ppm	ASTM D5185m	>25	<1	2	0
Lead	ppm	ASTM D5185m	>25	0	<1	0
Copper	ppm	ASTM D5185m	>50	<1	<1	<1
Tin	ppm	ASTM D5185m	>15	0	<1	<1
Vanadium	ppm	ASTM D5185m		<1	<1	<1
Cadmium	ppm	ASTM D5185m		0	<1	0

ADDITIVES		method	limit/base	current	history1	history2
Boron	ppm	ASTM D5185m	0.0	0	0	0
Barium	ppm	ASTM D5185m	0.0	0	0	<1
Molybdenum	ppm	ASTM D5185m	0	0	<1	0
Manganese	ppm	ASTM D5185m	0	<1	0	<1
Magnesium	ppm	ASTM D5185m	0.0	0	<1	0
Calcium	ppm	ASTM D5185m	0.0	0	0	0
Phosphorus	ppm	ASTM D5185m	966	637	640	545
Zinc	ppm	ASTM D5185m	0	<1	1	0
Sulfur	ppm	ASTM D5185m	1309	1337	1296	387

CONTAMINANTS		method	limit/base	current	history1	history2
Silicon	ppm	ASTM D5185m	>25	3	2	1
Sodium	ppm	ASTM D5185m		2	<1	10
Potassium	ppm	ASTM D5185m	>20	<1	1	0

FLUID DEGRADATION		method	limit/base	current	history1	history2
Acid Number (AN)	mg KOH/g	ASTM D8045	0.172	0.10	0.091	0.19


OIL ANALYSIS REPORT



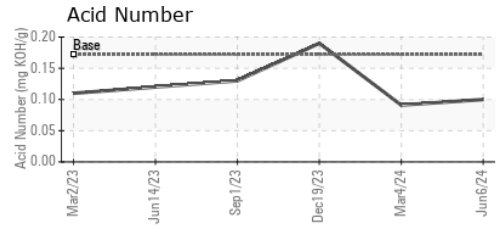
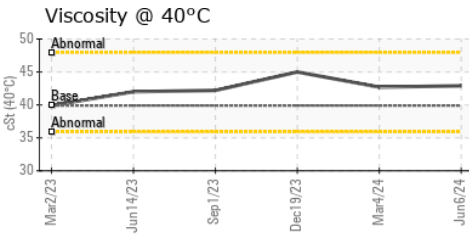
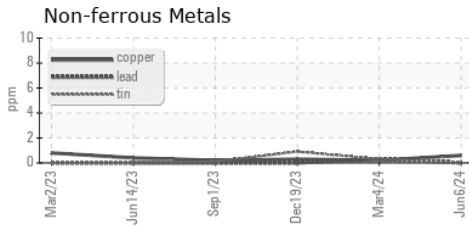
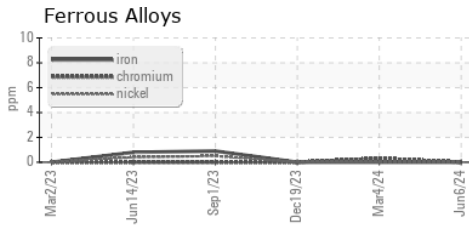
VISUAL	method	limit/base	current	history1	history2
White Metal	scalar	*Visual	NONE	NONE	NONE
Yellow Metal	scalar	*Visual	NONE	NONE	NONE
Precipitate	scalar	*Visual	NONE	NONE	NONE
Silt	scalar	*Visual	NONE	NONE	NONE
Debris	scalar	*Visual	NONE	NONE	NONE
Sand/Dirt	scalar	*Visual	NONE	NONE	NONE
Appearance	scalar	*Visual	NORML	NORML	NORML
Odor	scalar	*Visual	NORML	NORML	NORML
Emulsified Water	scalar	*Visual	>0.1	NEG	0.2%
Free Water	scalar	*Visual		NEG	NEG

FLUID PROPERTIES	method	limit/base	current	history1	history2
Visc @ 40°C	cSt	ASTM D445	39.9	42.9	42.7

SAMPLE IMAGES	method	limit/base	current	history1	history2
---------------	--------	------------	---------	----------	----------



GRAPHS



Laboratory : WearCheck USA - 501 Madison Ave., Cary, NC 27513
Sample No. : UCS06217011 **Received** : 21 Jun 2024
Lab Number : 06217011 **Tested** : 24 Jun 2024
Unique Number : 11089875 **Diagnosed** : 24 Jun 2024 - Wes Davis
Test Package : IND 2

SPENCER READY MIX

 JACKSON, MS
 US
 Contact:

To discuss this sample report, contact Customer Service at 1-800-237-1369.

* - Denotes test methods that are outside of the ISO 17025 scope of accreditation.

Statements of conformity to specifications are based on the simple acceptance decision rule (JCGM 106:2012)

T:
F: