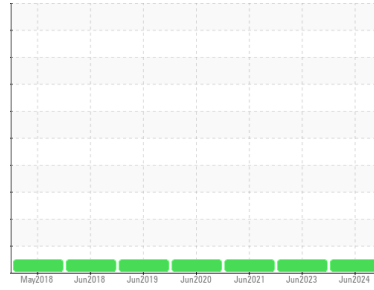




OIL ANALYSIS REPORT

Sample Rating Trend



NORMAL



Machine Id
VOLVO 12763
 Component
Rear Differential
 Fluid
SHELL SYN 75W90 (--- QTS)

DIAGNOSIS

Recommendation

Resample at the next service interval to monitor.

Wear

All component wear rates are normal.

Contamination

There is no indication of any contamination in the oil.

Fluid Condition

The condition of the oil is acceptable for the time in service.

SAMPLE INFORMATION		method	limit/base	current	history1	history2
Sample Number	Client Info			WC0888355	WC0760391	WC0567193
Sample Date	Client Info			11 Jun 2024	19 Jun 2023	10 Jun 2021
Machine Age	mls	Client Info		421040	390520	282715
Oil Age	mls	Client Info		138350	68130	282715
Oil Changed	Client Info			Not Chngd	Not Chngd	Not Chngd
Sample Status				NORMAL	NORMAL	NORMAL

CONTAMINATION		method	limit/base	current	history1	history2
Water	WC Method		>.2	NEG	NEG	NEG

WEAR METALS		method	limit/base	current	history1	history2
Iron	ppm	ASTM D5185m	>500	150	122	135
Chromium	ppm	ASTM D5185m	>10	2	2	1
Nickel	ppm	ASTM D5185m	>10	<1	0	<1
Titanium	ppm	ASTM D5185m		<1	0	0
Silver	ppm	ASTM D5185m		<1	0	0
Aluminum	ppm	ASTM D5185m	>25	3	<1	0
Lead	ppm	ASTM D5185m	>25	<1	0	0
Copper	ppm	ASTM D5185m	>100	3	1	3
Tin	ppm	ASTM D5185m	>10	<1	0	<1
Antimony	ppm	ASTM D5185m	>5	---	---	0
Vanadium	ppm	ASTM D5185m		<1	0	0
Cadmium	ppm	ASTM D5185m		<1	0	0

ADDITIVES		method	limit/base	current	history1	history2
Boron	ppm	ASTM D5185m		184	194	309
Barium	ppm	ASTM D5185m		2	3	4
Molybdenum	ppm	ASTM D5185m		<1	0	<1
Manganese	ppm	ASTM D5185m		7	5	13
Magnesium	ppm	ASTM D5185m		1	<1	1
Calcium	ppm	ASTM D5185m		3	6	6
Phosphorus	ppm	ASTM D5185m		1371	1145	1438
Zinc	ppm	ASTM D5185m		8	6	8
Sulfur	ppm	ASTM D5185m		28430	28263	20908

CONTAMINANTS		method	limit/base	current	history1	history2
Silicon	ppm	ASTM D5185m	>75	33	28	58
Sodium	ppm	ASTM D5185m		2	2	8
Potassium	ppm	ASTM D5185m	>20	3	2	4

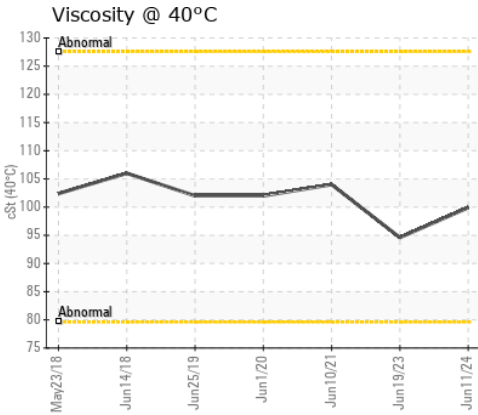
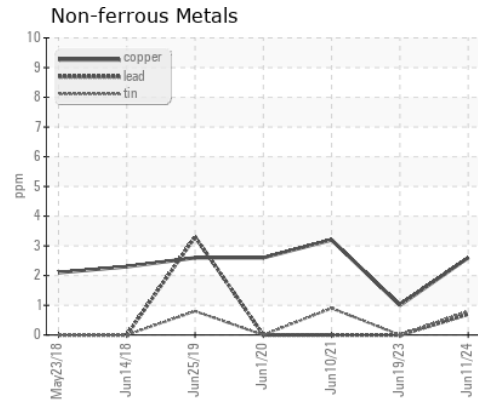
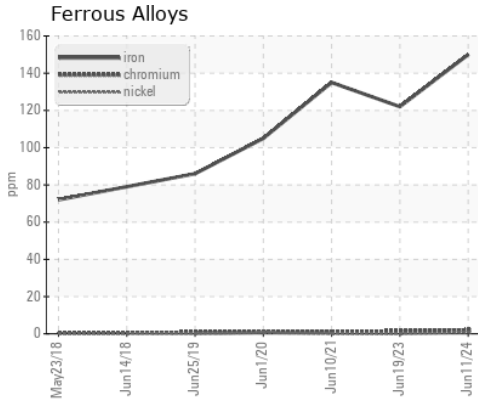
VISUAL		method	limit/base	current	history1	history2
White Metal	scalar	*Visual	NONE	NONE	NONE	NONE
Yellow Metal	scalar	*Visual	NONE	NONE	NONE	NONE
Precipitate	scalar	*Visual	NONE	NONE	NONE	NONE
Silt	scalar	*Visual	NONE	NONE	NONE	NONE
Debris	scalar	*Visual	NONE	NONE	NONE	NONE
Sand/Dirt	scalar	*Visual	NONE	NONE	NONE	NONE
Appearance	scalar	*Visual	NORML	NORML	NORML	NORML
Odor	scalar	*Visual	NORML	NORML	NORML	NORML
Emulsified Water	scalar	*Visual	>.2	NEG	NEG	NEG
Free Water	scalar	*Visual		NEG	NEG	NEG



OIL ANALYSIS REPORT

SAMPLE IMAGES	method	limit/base	current	history1	history2
Color			no image	no image	no image
Bottom			no image	no image	no image

GRAPHS



Certificate L2367

Laboratory : WearCheck USA - 501 Madison Ave., Cary, NC 27513
Sample No. : WC0888355
Lab Number : 06217436
Unique Number : 11090300
Test Package : FLEET

Received : 21 Jun 2024
Tested : 24 Jun 2024
Diagnosed : 24 Jun 2024 - Wes Davis

NOKOMIS - PGT INDUSTRIES INC
 1044 ENDEAVOR CT
 NOKOMIS, FL
 US 34275
 Contact: BILL SCHULER
 wschuler@pgtindustries.com
 T: (800)282-6019
 F: (941)484-1833

To discuss this sample report, contact Customer Service at 1-800-237-1369.

* - Denotes test methods that are outside of the ISO 17025 scope of accreditation.

Statements of conformity to specifications are based on the simple acceptance decision rule (JCGM 106:2012)