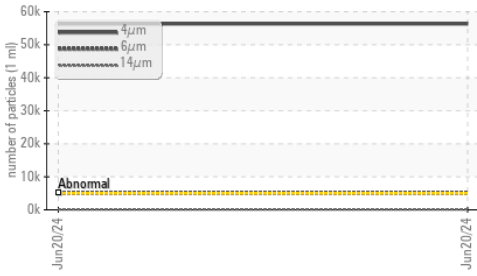


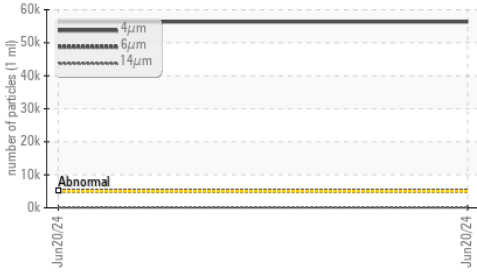


OIL ANALYSIS REPORT


Particle Trend




Particle Trend



Non-ferrous Metals



Acid Number



Viscosity @ 40°C



VISUAL	method	limit/base	current	history1	history2
White Metal	scalar	*Visual	NONE	NONE	---
Yellow Metal	scalar	*Visual	NONE	NONE	---
Precipitate	scalar	*Visual	NONE	NONE	---
Silt	scalar	*Visual	NONE	NONE	---
Debris	scalar	*Visual	NONE	NONE	---
Sand/Dirt	scalar	*Visual	NONE	NONE	---
Appearance	scalar	*Visual	NORML	NORML	---
Odor	scalar	*Visual	NORML	NORML	---
Emulsified Water	scalar	*Visual	>0.05	NEG	---
Free Water	scalar	*Visual		NEG	---

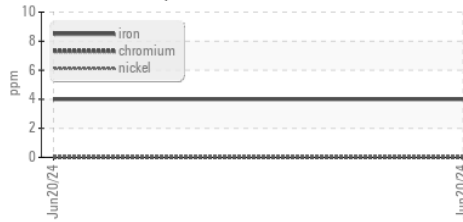
FLUID PROPERTIES	method	limit/base	current	history1	history2
Visc @ 40°C	cSt	ASTM D445	46.99	46.5	---

SAMPLE IMAGES

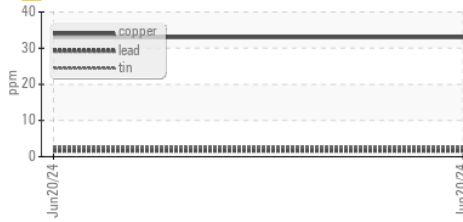
method	limit/base	current	history1	history2
Color				no image
Bottom				no image

GRAPHS

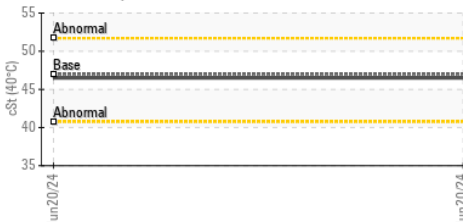
Ferrous Alloys



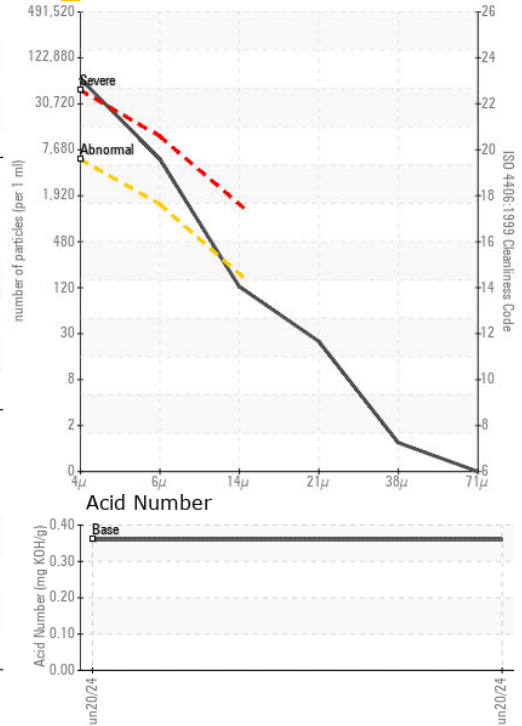
Non-ferrous Metals



Viscosity @ 40°C



Particle Count



Certificate L2367

Laboratory : WearCheck USA - 501 Madison Ave., Cary, NC 27513

Sample No. : TLC0001881

Lab Number : 06218166

Unique Number : 11096363

Test Package : PLANT

Received : 24 Jun 2024

Tested : 25 Jun 2024

Diagnosed : 25 Jun 2024 - Don Baldrige

AUTONEUM

1103 POWDERHOUSE RD

AIKEN, SC

US 29803

Contact: JEFFREY WASHICK

jeffrey.washick@autoneum.com

T:

F:

To discuss this sample report, contact Customer Service at 1-800-237-1369.

* - Denotes test methods that are outside of the ISO 17025 scope of accreditation.

Statements of conformity to specifications are based on the simple acceptance decision rule (JCGM 106:2012)