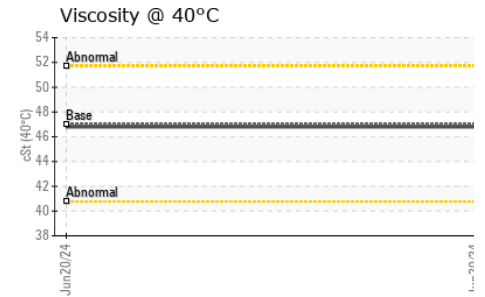

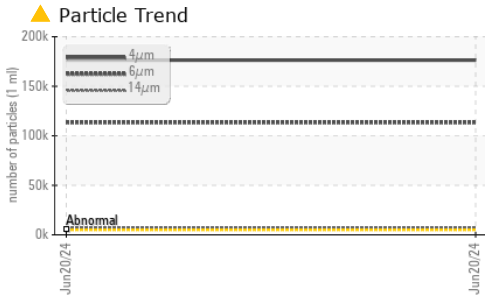
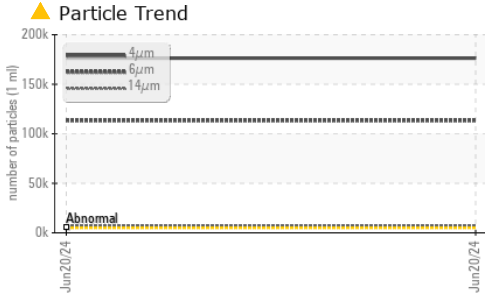






# OIL ANALYSIS REPORT




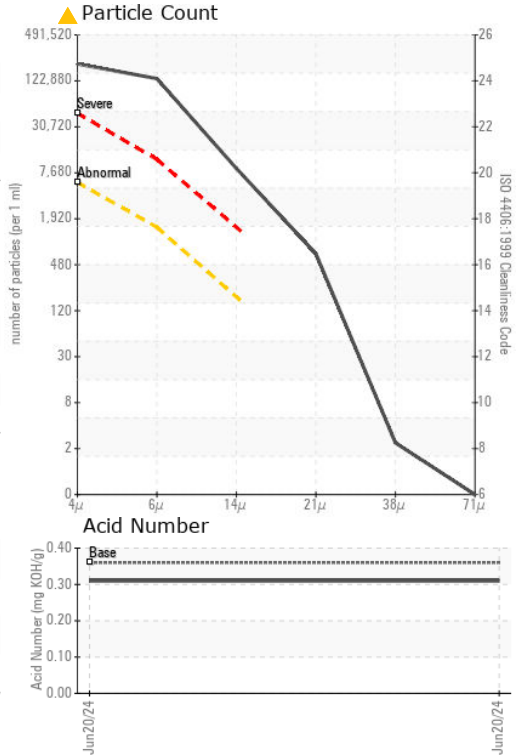
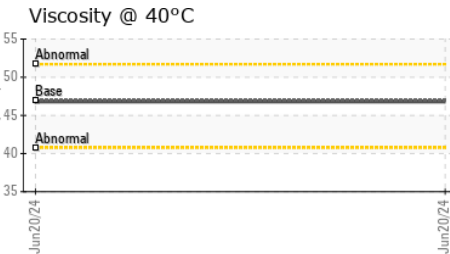
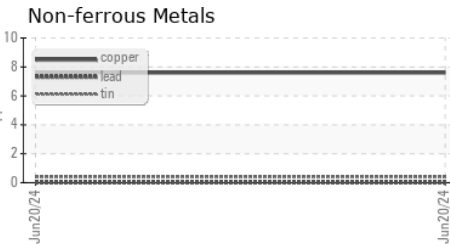

VISUAL	method	limit/base	current	history1	history2
White Metal	scalar	*Visual	NONE	NONE	---
Yellow Metal	scalar	*Visual	NONE	NONE	---
Precipitate	scalar	*Visual	NONE	NONE	---
Silt	scalar	*Visual	NONE	NONE	---
Debris	scalar	*Visual	NONE	NONE	---
Sand/Dirt	scalar	*Visual	NONE	NONE	---
Appearance	scalar	*Visual	NORML	HAZY	---
Odor	scalar	*Visual	NORML	NORML	---
Emulsified Water	scalar	*Visual	>0.05	NEG	---
Free Water	scalar	*Visual		NEG	---

FLUID PROPERTIES	method	limit/base	current	history1	history2
Visc @ 40°C	cSt	ASTM D445	46.99	46.8	---

SAMPLE IMAGES	method	limit/base	current	history1	history2
---------------	--------	------------	---------	----------	----------

Color		no image	no image
Bottom		no image	no image

## GRAPHS



Certificate L2367

**Laboratory** : WearCheck USA - 501 Madison Ave., Cary, NC 27513  
**Sample No.** : TLC0001893  
**Lab Number** : 06218205  
**Unique Number** : 11096402  
**Test Package** : PLANT

**Received** : 24 Jun 2024  
**Tested** : 25 Jun 2024  
**Diagnosed** : 25 Jun 2024 - Don Baldrige

**AUTONEUM**  
 1103 POWDERHOUSE RD  
 AIKEN, SC  
 US 29803  
 Contact: JEFFREY WASHICK  
 jeffrey.washick@autoneum.com

To discuss this sample report, contact Customer Service at 1-800-237-1369.

\* - Denotes test methods that are outside of the ISO 17025 scope of accreditation.

Statements of conformity to specifications are based on the simple acceptance decision rule (JCGM 106:2012)

T:  
F: