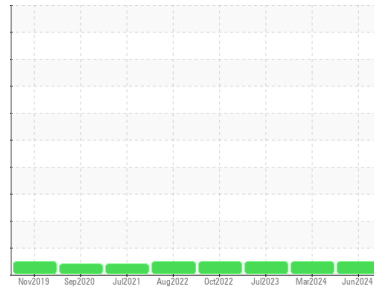




OIL ANALYSIS REPORT

Sample Rating Trend



NORMAL



Machine Id
VANP_U2320 VANP_U2320_P2320
 Component
Non-Drive End Pump
 Fluid
ROYAL PURPLE SYNFILM GT 32 (3 QTS)

DIAGNOSIS

Recommendation

Resample at the next service interval to monitor.

Wear

All component wear rates are normal.

Contamination

There is no indication of any contamination in the oil.

Fluid Condition

The AN level is acceptable for this fluid. The condition of the oil is suitable for further service.

SAMPLE INFORMATION

	method	limit/base	current	history1	history2
Sample Number	Client Info		RP0017588	RP0021960	RP0021965
Sample Date	Client Info		20 Jun 2024	05 Mar 2024	27 Jul 2023
Machine Age	hrs	Client Info	49872	49872	34814
Oil Age	hrs	Client Info	49872	49872	34814
Oil Changed		Client Info	N/A	N/A	N/A
Sample Status			NORMAL	NORMAL	NORMAL

WEAR METALS

	method	limit/base	current	history1	history2
Iron	ppm	ASTM D5185m >75	0	2	0
Chromium	ppm	ASTM D5185m >5	0	<1	0
Nickel	ppm	ASTM D5185m	0	0	0
Titanium	ppm	ASTM D5185m	0	<1	0
Silver	ppm	ASTM D5185m	0	0	0
Aluminum	ppm	ASTM D5185m >5	0	3	<1
Lead	ppm	ASTM D5185m >10	0	0	0
Copper	ppm	ASTM D5185m >15	0	<1	<1
Tin	ppm	ASTM D5185m	0	<1	0
Vanadium	ppm	ASTM D5185m	0	0	<1
Cadmium	ppm	ASTM D5185m	0	0	0

ADDITIVES

	method	limit/base	current	history1	history2
Boron	ppm	ASTM D5185m	0	0	0
Barium	ppm	ASTM D5185m	0	0	0
Molybdenum	ppm	ASTM D5185m	0	0	0
Manganese	ppm	ASTM D5185m	0	0	0
Magnesium	ppm	ASTM D5185m	91	89	92
Calcium	ppm	ASTM D5185m	2	5	0
Phosphorus	ppm	ASTM D5185m	<1	<1	0
Zinc	ppm	ASTM D5185m	<1	0	0

CONTAMINANTS

	method	limit/base	current	history1	history2
Silicon	ppm	ASTM D5185m >20	3	1	3
Sodium	ppm	ASTM D5185m	1	0	1
Potassium	ppm	ASTM D5185m >20	0	<1	2
Water	%	ASTM D6304 >.1	0.026	0.017	0.012
ppm Water	ppm	ASTM D6304 >1000	267	178	123.2

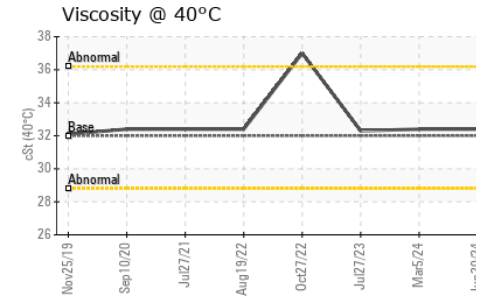
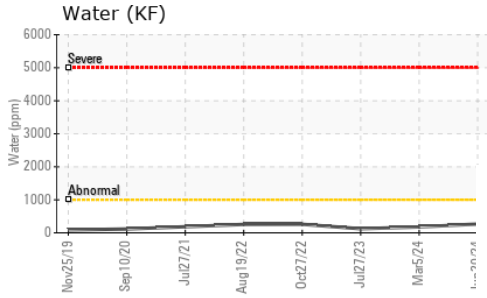
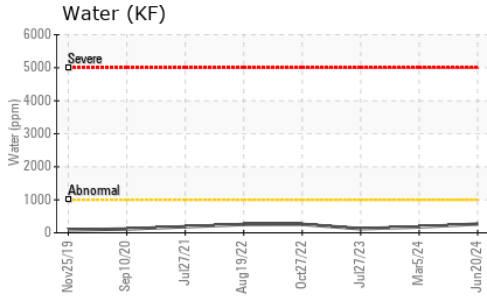
FLUID DEGRADATION

	method	limit/base	current	history1	history2
Acid Number (AN)	mg KOH/g	ASTM D8045	0.35	0.36	0.36

VISUAL

	method	limit/base	current	history1	history2
White Metal	scalar	*Visual NONE	NONE	NONE	NONE
Yellow Metal	scalar	*Visual NONE	NONE	NONE	NONE
Precipitate	scalar	*Visual NONE	NONE	NONE	NONE
Silt	scalar	*Visual NONE	NONE	NONE	NONE
Debris	scalar	*Visual NONE	NONE	LIGHT	NONE
Sand/Dirt	scalar	*Visual NONE	NONE	NONE	NONE
Appearance	scalar	*Visual NORML	NORML	NORML	NORML
Odor	scalar	*Visual NORML	NORML	NORML	NORML
Emulsified Water	scalar	*Visual >.1	NEG	NEG	NEG
Free Water	scalar	*Visual	NEG	NEG	NEG

OIL ANALYSIS REPORT




FLUID PROPERTIES		method	limit/base	current	history1	history2
Visc @ 40°C	cSt	ASTM D445	32	32.4	32.4	32.3

SAMPLE IMAGES		method	limit/base	current	history1	history2
---------------	--	--------	------------	---------	----------	----------

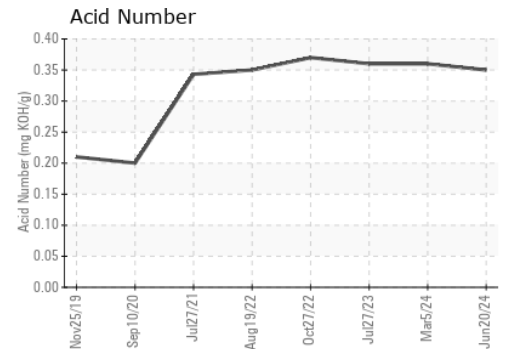
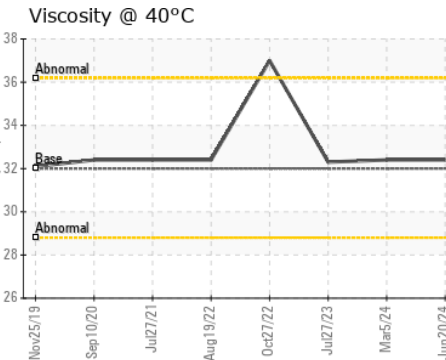
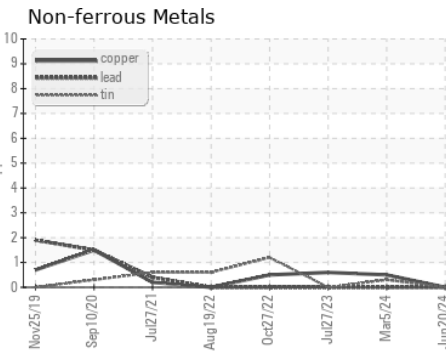
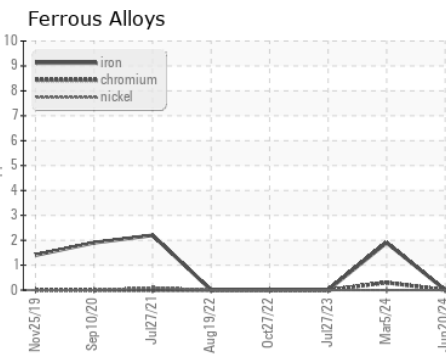
Color



Bottom



GRAPHS



Certificate L2367

Laboratory : WearCheck USA - 501 Madison Ave., Cary, NC 27513
Sample No. : RP0017588
Lab Number : **06218336**
Unique Number : 11096533
Test Package : IND 2

Received : 24 Jun 2024
Tested : 25 Jun 2024
Diagnosed : 26 Jun 2024 - Don Baldrige

ENERGY TRANSFER - VANPORT
 660 DIVISION LN
 BEAVER, PA
 US 15009
 Contact: LUKE SUMMERS
 luke.summers@energytransfer.com
 T: (216)308-2654
 F:

To discuss this sample report, contact Customer Service at 1-800-237-1369.

* - Denotes test methods that are outside of the ISO 17025 scope of accreditation.

Statements of conformity to specifications are based on the simple acceptance decision rule (JCGM 106:2012)