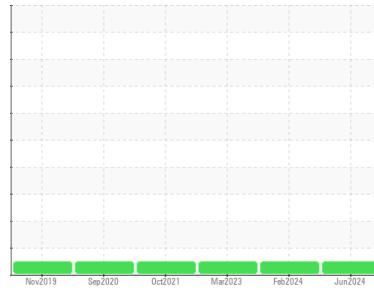




OIL ANALYSIS REPORT

Sample Rating Trend



NORMAL



Machine Id
LINE 7 - 66261 (S/N 350RZ-4402)
 Component
Gear Extruder
 Fluid
MOBIL MOBILGEAR 600 XP 220 (--- GAL)

DIAGNOSIS

Recommendation

Resample at the next service interval to monitor.

Wear

All component wear rates are normal.

Contamination

There is no indication of any contamination in the oil.

Fluid Condition

The AN level is acceptable for this fluid. The condition of the oil is suitable for further service.

SAMPLE INFORMATION		method	limit/base	current	history1	history2
Sample Number	Client Info			WC0937951	WC0880065	WC0790158
Sample Date	Client Info			02 Jun 2024	20 Feb 2024	13 Mar 2023
Machine Age	yrs	Client Info		0	0	0
Oil Age	yrs	Client Info		0	3	1
Oil Changed	Client Info			N/A	N/A	N/A
Sample Status				NORMAL	NORMAL	NORMAL

CONTAMINATION		method	limit/base	current	history1	history2
Water	WC Method		>0.1	NEG	NEG	NEG

WEAR METALS		method	limit/base	current	history1	history2
Iron	ppm	ASTM D5185m	>150	14	19	18
Chromium	ppm	ASTM D5185m	>10	<1	<1	<1
Nickel	ppm	ASTM D5185m	>10	<1	0	0
Titanium	ppm	ASTM D5185m		<1	0	0
Silver	ppm	ASTM D5185m		0	0	0
Aluminum	ppm	ASTM D5185m	>25	1	<1	1
Lead	ppm	ASTM D5185m	>100	1	<1	<1
Copper	ppm	ASTM D5185m	>50	2	2	1
Tin	ppm	ASTM D5185m	>10	0	<1	0
Antimony	ppm	ASTM D5185m	>5	---	---	---
Vanadium	ppm	ASTM D5185m		<1	<1	0
Cadmium	ppm	ASTM D5185m		0	0	0

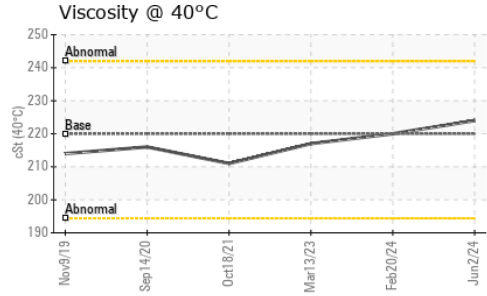
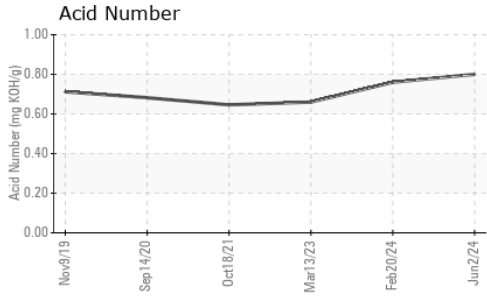
ADDITIVES		method	limit/base	current	history1	history2
Boron	ppm	ASTM D5185m		24	23	32
Barium	ppm	ASTM D5185m		0	0	0
Molybdenum	ppm	ASTM D5185m		0	0	<1
Manganese	ppm	ASTM D5185m		<1	0	<1
Magnesium	ppm	ASTM D5185m		1	2	6
Calcium	ppm	ASTM D5185m		11	18	24
Phosphorus	ppm	ASTM D5185m		359	335	345
Zinc	ppm	ASTM D5185m		31	42	59
Sulfur	ppm	ASTM D5185m		12465	10762	12366

CONTAMINANTS		method	limit/base	current	history1	history2
Silicon	ppm	ASTM D5185m	>50	8	9	10
Sodium	ppm	ASTM D5185m		2	1	2
Potassium	ppm	ASTM D5185m	>20	4	<1	2

FLUID DEGRADATION		method	limit/base	current	history1	history2
Acid Number (AN)	mg KOH/g	ASTM D8045		0.80	0.76	0.66




OIL ANALYSIS REPORT



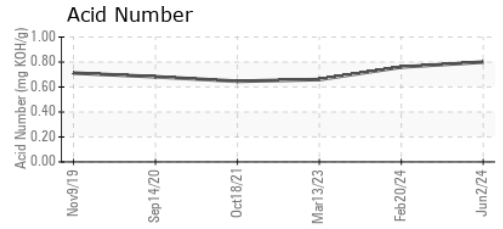
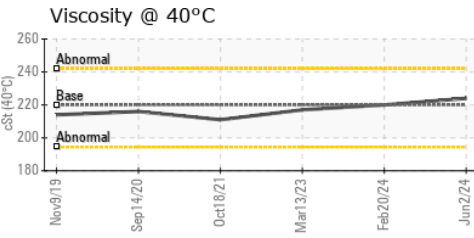
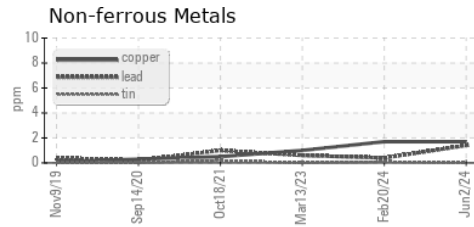
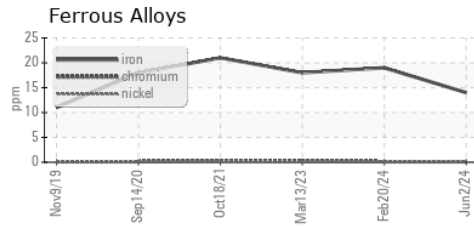
VISUAL	method	limit/base	current	history1	history2
White Metal	scalar	*Visual	NONE	NONE	NONE
Yellow Metal	scalar	*Visual	NONE	NONE	NONE
Precipitate	scalar	*Visual	NONE	NONE	NONE
Silt	scalar	*Visual	NONE	NONE	NONE
Debris	scalar	*Visual	NONE	NONE	NONE
Sand/Dirt	scalar	*Visual	NONE	NONE	NONE
Appearance	scalar	*Visual	NORML	NORML	NORML
Odor	scalar	*Visual	NORML	NORML	NORML
Emulsified Water	scalar	*Visual	>0.1	NEG	NEG
Free Water	scalar	*Visual		NEG	NEG

FLUID PROPERTIES	method	limit/base	current	history1	history2	
Visc @ 40°C	cSt	ASTM D445	220	224	220	217

SAMPLE IMAGES	method	limit/base	current	history1	history2
---------------	--------	------------	---------	----------	----------



GRAPHS



Laboratory : WearCheck USA - 501 Madison Ave., Cary, NC 27513
Sample No. : WC0937951 **Received** : 24 Jun 2024
Lab Number : **06218389** **Tested** : 25 Jun 2024
Unique Number : 11096586 **Diagnosed** : 25 Jun 2024 - Sean Felton
Test Package : IND 2

Altium Packaging - MOORHEAD - Plant 1061A
 1802 2ND AVE NORTH
 MOORHEAD, MN
 US 56560
 Contact: DAVID SCHULTZ
 David.Schultz@altiumpkg.com
 T: (218)303-7759
 F:

To discuss this sample report, contact Customer Service at 1-800-237-1369.

* - Denotes test methods that are outside of the ISO 17025 scope of accreditation.

Statements of conformity to specifications are based on the simple acceptance decision rule (JCGM 106:2012)