

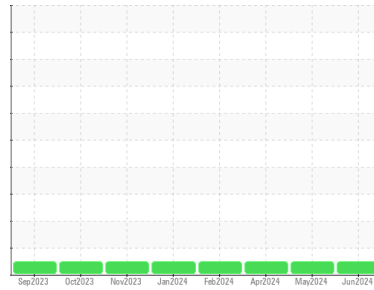


OIL ANALYSIS REPORT



Machine Id
CATERPILLAR D6 LGP 10041 (S/N KEW01161)
 Component
Transmission (Manual)
 Fluid
TDTO FLUID SAE 30 (--- GAL)

Sample Rating Trend



NORMAL



DIAGNOSIS

Recommendation

Resample at the next service interval to monitor.
 Please specify the brand, type, and viscosity of the oil on your next sample.

Wear

All component wear rates are normal.

Contamination

There is no indication of any contamination in the fluid.

Fluid Condition

The condition of the fluid is acceptable for the time in service.

SAMPLE INFORMATION		method	limit/base	current	history1	history2
Sample Number	Client Info			WC0899069	WC0913290	WC0913254
Sample Date	Client Info			18 Jun 2024	23 May 2024	09 Apr 2024
Machine Age	hrs	Client Info		4172	3734	3152
Oil Age	hrs	Client Info		1020	582	1028
Oil Changed	Client Info			Changed	Not Changd	Changed
Sample Status				NORMAL	NORMAL	NORMAL

CONTAMINATION		method	limit/base	current	history1	history2
Water	WC Method		>0.1	NEG	NEG	NEG

WEAR METALS		method	limit/base	current	history1	history2
Iron	ppm	ASTM D5185m	>200	6	6	8
Chromium	ppm	ASTM D5185m	>5	0	<1	<1
Nickel	ppm	ASTM D5185m	>5	0	0	1
Titanium	ppm	ASTM D5185m		0	<1	<1
Silver	ppm	ASTM D5185m	>7	0	<1	<1
Aluminum	ppm	ASTM D5185m	>25	<1	1	1
Lead	ppm	ASTM D5185m	>45	0	0	1
Copper	ppm	ASTM D5185m	>225	79	18	6
Tin	ppm	ASTM D5185m	>10	<1	0	1
Vanadium	ppm	ASTM D5185m		0	<1	<1
Cadmium	ppm	ASTM D5185m		0	<1	1

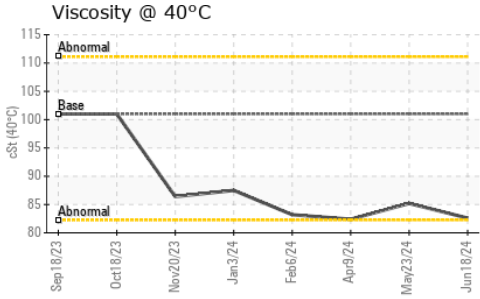
ADDITIVES		method	limit/base	current	history1	history2
Boron	ppm	ASTM D5185m	37	4	3	9
Barium	ppm	ASTM D5185m	7	0	0	0
Molybdenum	ppm	ASTM D5185m	5	4	5	5
Manganese	ppm	ASTM D5185m		<1	<1	1
Magnesium	ppm	ASTM D5185m	40	73	67	59
Calcium	ppm	ASTM D5185m	2650	3187	3130	3070
Phosphorus	ppm	ASTM D5185m	1050	1031	943	1022
Zinc	ppm	ASTM D5185m	1075	1180	1151	1100
Sulfur	ppm	ASTM D5185m	5750	4546	4072	4455

CONTAMINANTS		method	limit/base	current	history1	history2
Silicon	ppm	ASTM D5185m	>125	6	6	8
Sodium	ppm	ASTM D5185m		3	<1	0
Potassium	ppm	ASTM D5185m	>20	2	2	2

VISUAL		method	limit/base	current	history1	history2
White Metal	scalar	*Visual	NONE	NONE	NONE	NONE
Yellow Metal	scalar	*Visual	NONE	NONE	NONE	NONE
Precipitate	scalar	*Visual	NONE	NONE	NONE	NONE
Silt	scalar	*Visual	NONE	NONE	NONE	NONE
Debris	scalar	*Visual	NONE	NONE	NONE	NONE
Sand/Dirt	scalar	*Visual	NONE	NONE	NONE	NONE
Appearance	scalar	*Visual	NORML	NORML	NORML	NORML
Odor	scalar	*Visual	NORML	NORML	NORML	NORML
Emulsified Water	scalar	*Visual	>0.1	NEG	NEG	NEG
Free Water	scalar	*Visual		NEG	NEG	NEG



OIL ANALYSIS REPORT



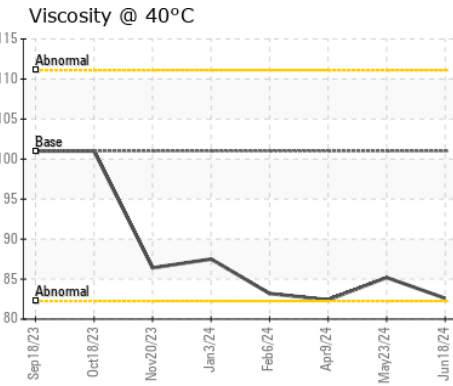
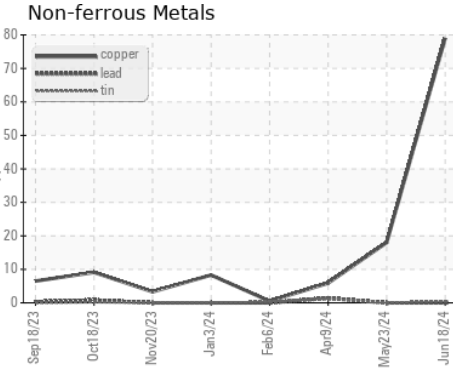
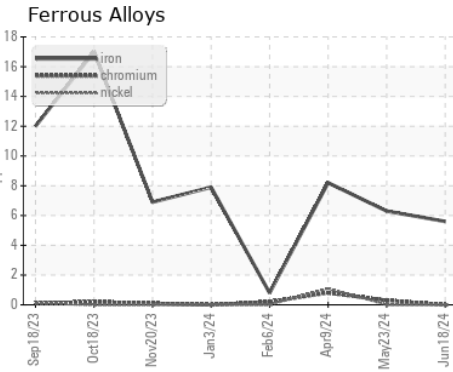
FLUID PROPERTIES	method	limit/base	current	history1	history2
------------------	--------	------------	---------	----------	----------

Visc @ 40°C	cSt	ASTM D445	101	82.6	85.2	82.4
-------------	-----	-----------	-----	-------------	------	------

SAMPLE IMAGES	method	limit/base	current	history1	history2
---------------	--------	------------	---------	----------	----------

Color	no image	no image	no image
Bottom	no image	no image	no image

GRAPHS



Certificate L2367

Laboratory : WearCheck USA - 501 Madison Ave., Cary, NC 27513
Sample No. : WC0899069
Lab Number : 06218671
Unique Number : 11096868
Test Package : CONST
Received : 24 Jun 2024
Tested : 25 Jun 2024
Diagnosed : 25 Jun 2024 - Wes Davis

TRADER CONSTRUCTION CO.
 PO DRAWER 1578
 NEW BERN, NC
 US 28563
 Contact: MIKE WYATT
 mwyatt@traderconstruction.com
 T: (252)633-1399
 F: (252)638-4871

To discuss this sample report, contact Customer Service at 1-800-237-1369.

* - Denotes test methods that are outside of the ISO 17025 scope of accreditation.

Statements of conformity to specifications are based on the simple acceptance decision rule (JCGM 106:2012)