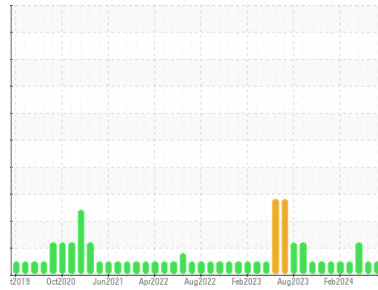




OIL ANALYSIS REPORT

Sample Rating Trend



NORMAL



Area
Life Support
 Machine Id
E 0101B E 0101B
 Component
Diesel Engine
 Fluid
CHEVRON DELO 100 SAE 40 (--- GAL)

DIAGNOSIS

Recommendation

Resample at the next service interval to monitor.

Wear

All component wear rates are normal.

Contamination

There is no indication of any contamination in the oil.

Fluid Condition

The BN result indicates that there is suitable alkalinity remaining in the oil. The condition of the oil is suitable for further service.

SAMPLE INFORMATION		method	limit/base	current	history1	history2
Sample Number	Client Info			HLC0002914	HLC0002978	HLC0002996
Sample Date	Client Info			04 Jun 2024	24 Apr 2024	02 Apr 2024
Machine Age	hrs	Client Info		0	0	0
Oil Age	hrs	Client Info		0	0	0
Oil Changed	Client Info			N/A	N/A	N/A
Sample Status				NORMAL	NORMAL	ABNORMAL

CONTAMINATION		method	limit/base	current	history1	history2
Fuel	WC Method	>3.0		<1.0	<1.0	<1.0
Water	WC Method	>0.2		NEG	NEG	NEG
Glycol	WC Method			NEG	NEG	NEG

WEAR METALS		method	limit/base	current	history1	history2
Iron	ppm	ASTM D5185m	>200	4	3	1
Chromium	ppm	ASTM D5185m	>20	<1	0	0
Nickel	ppm	ASTM D5185m	>2	<1	0	0
Titanium	ppm	ASTM D5185m	>2	<1	0	0
Silver	ppm	ASTM D5185m	>2	<1	0	0
Aluminum	ppm	ASTM D5185m	>30	3	<1	0
Lead	ppm	ASTM D5185m	>30	1	0	0
Copper	ppm	ASTM D5185m	>30	5	<1	0
Tin	ppm	ASTM D5185m	>15	<1	0	0
Vanadium	ppm	ASTM D5185m		<1	<1	0
Cadmium	ppm	ASTM D5185m		<1	0	0

ADDITIVES		method	limit/base	current	history1	history2
Boron	ppm	ASTM D5185m		187	187	175
Barium	ppm	ASTM D5185m		2	0	0
Molybdenum	ppm	ASTM D5185m		115	109	106
Manganese	ppm	ASTM D5185m		<1	<1	0
Magnesium	ppm	ASTM D5185m		1037	1019	1068
Calcium	ppm	ASTM D5185m		398	380	538
Phosphorus	ppm	ASTM D5185m	980	1027	889	965
Zinc	ppm	ASTM D5185m	1080	1054	976	1077
Sulfur	ppm	ASTM D5185m		3127	3346	3895

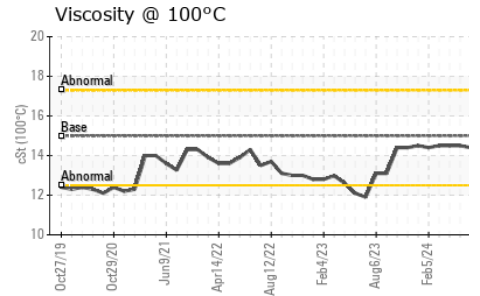
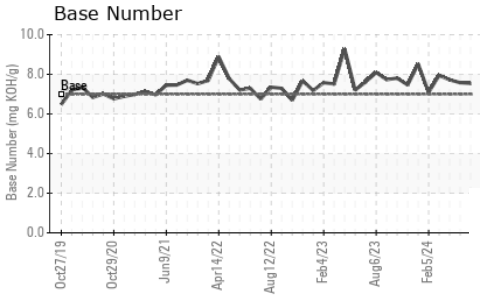
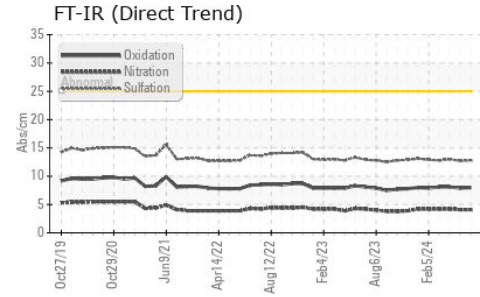
CONTAMINANTS		method	limit/base	current	history1	history2
Silicon	ppm	ASTM D5185m	>30	5	4	3
Sodium	ppm	ASTM D5185m		0	1	2
Potassium	ppm	ASTM D5185m	>20	4	0	1

INFRA-RED		method	limit/base	current	history1	history2
Soot %	%	*ASTM D7844	>3	0.1	0.1	0.1
Nitration	Abs/cm	*ASTM D7624	>20	4.1	4.1	4.2
Sulfation	Abs/.1mm	*ASTM D7415	>30	12.8	12.7	13.0

FLUID DEGRADATION		method	limit/base	current	history1	history2
Oxidation	Abs/.1mm	*ASTM D7414	>25	8.0	7.9	8.1
Base Number (BN)	mg KOH/g	ASTM D2896	7.0	7.54	7.58	7.72



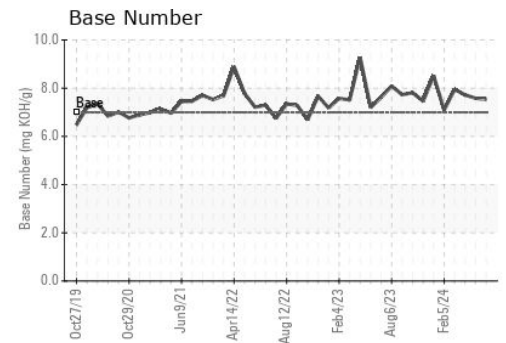
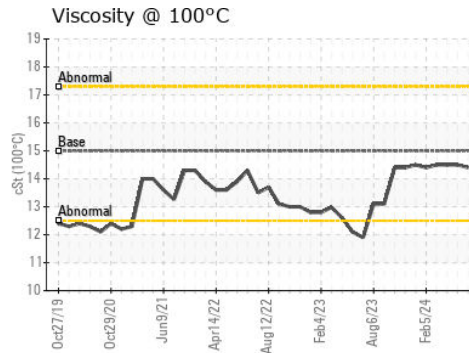
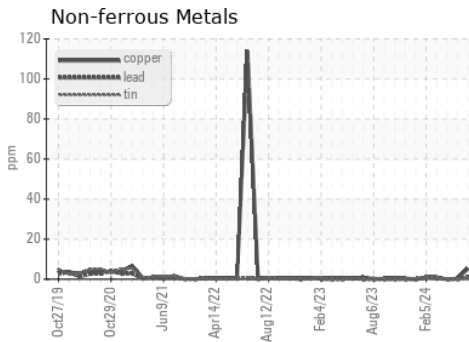
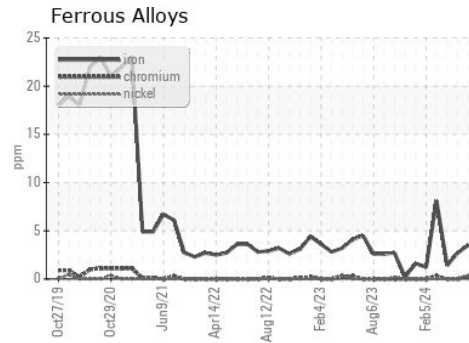
OIL ANALYSIS REPORT



VISUAL	method	limit/base	current	history1	history2
White Metal	scalar	*Visual	NONE	NONE	▲ MODER
Yellow Metal	scalar	*Visual	NONE	NONE	NONE
Precipitate	scalar	*Visual	NONE	NONE	NONE
Silt	scalar	*Visual	NONE	NONE	NONE
Debris	scalar	*Visual	NONE	NONE	NONE
Sand/Dirt	scalar	*Visual	NONE	NONE	NONE
Appearance	scalar	*Visual	NORML	NORML	NORML
Odor	scalar	*Visual	NORML	NORML	NORML
Emulsified Water	scalar	*Visual	>0.2	NEG	NEG
Free Water	scalar	*Visual		NEG	NEG

FLUID PROPERTIES	method	limit/base	current	history1	history2
Visc @ 100°C	cSt	ASTM D445	15.0	14.4	14.5

GRAPHS



Certificate L2367

Laboratory : WearCheck USA - 501 Madison Ave., Cary, NC 27513
Sample No. : HLC0002914
Lab Number : 06218895
Unique Number : 11097092
Test Package : IND 2

Received : 24 Jun 2024
Tested : 25 Jun 2024
Diagnosed : 26 Jun 2024 - Sean Felton

HILCORP EXPLORATION ALASKA - MILNE POINT
 1000 MILNE POINT RD
 PRUDOE BAY, AK
 US 99734

Contact: Evan Reilly
 evan.reilly@hilcorp.com
 T: (907)670-3231

To discuss this sample report, contact Customer Service at 1-800-237-1369.

* - Denotes test methods that are outside of the ISO 17025 scope of accreditation.

Statements of conformity to specifications are based on the simple acceptance decision rule (JCGM 106:2012)

F: x: