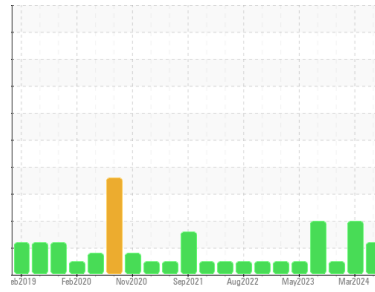




OIL ANALYSIS REPORT

Sample Rating Trend



ISO



Machine Id
L-4 2ND C-7167
 Component
Pump
 Fluid
USPI VAC 100 (--- GAL)

DIAGNOSIS

Recommendation

Resample at the next service interval to monitor.

Wear

All component wear rates are normal.

Contamination

There is a moderate amount of silt (particulates < 14 microns in size) present in the oil.

Fluid Condition

The AN level is acceptable for this fluid. The condition of the oil is suitable for further service.

SAMPLE INFORMATION

	method	limit/base	current	history1	history2
Sample Number	Client Info		USPM37855	USPM36879	USPM31609
Sample Date	Client Info		24 Jun 2024	19 Mar 2024	24 Dec 2023
Machine Age	hrs	Client Info	0	0	0
Oil Age	hrs	Client Info	0	0	0
Oil Changed	Client Info		N/A	N/A	N/A
Sample Status			ATTENTION	ATTENTION	NORMAL

WEAR METALS

	method	limit/base	current	history1	history2
Iron	ppm	ASTM D5185m >90	0	0	0
Chromium	ppm	ASTM D5185m >5	0	0	0
Nickel	ppm	ASTM D5185m >5	0	0	0
Titanium	ppm	ASTM D5185m >3	0	0	0
Silver	ppm	ASTM D5185m >3	0	0	0
Aluminum	ppm	ASTM D5185m >7	0	0	0
Lead	ppm	ASTM D5185m >12	0	0	0
Copper	ppm	ASTM D5185m >30	0	0	0
Tin	ppm	ASTM D5185m >9	0	<1	0
Vanadium	ppm	ASTM D5185m	0	0	0
Cadmium	ppm	ASTM D5185m	0	0	0

ADDITIVES

	method	limit/base	current	history1	history2
Boron	ppm	ASTM D5185m 0	0	0	0
Barium	ppm	ASTM D5185m 0	0	0	0
Molybdenum	ppm	ASTM D5185m 0	0	0	0
Manganese	ppm	ASTM D5185m	0	<1	0
Magnesium	ppm	ASTM D5185m 0	0	0	0
Calcium	ppm	ASTM D5185m 0	0	0	<1
Phosphorus	ppm	ASTM D5185m 1800	1761	1738	1728
Zinc	ppm	ASTM D5185m 0	0	0	0
Sulfur	ppm	ASTM D5185m 0	44	15	0

CONTAMINANTS

	method	limit/base	current	history1	history2
Silicon	ppm	ASTM D5185m >60	<1	2	<1
Sodium	ppm	ASTM D5185m	<1	0	0
Potassium	ppm	ASTM D5185m >20	<1	0	0
Water	%	ASTM D6304 >.1	0.089	0.046	0.033
ppm Water	ppm	ASTM D6304 >1000	898	467	331

FLUID CLEANLINESS

	method	limit/base	current	history1	history2
Particles >4µm	ASTM D7647	>5000	6434	7893	1470
Particles >6µm	ASTM D7647	>1300	2170	2203	460
Particles >14µm	ASTM D7647	>160	158	238	42
Particles >21µm	ASTM D7647	>40	25	80	14
Particles >38µm	ASTM D7647	>10	2	4	2
Particles >71µm	ASTM D7647	>3	1	1	0
Oil Cleanliness	ISO 4406 (c)	>19/17/14	20/18/14	20/18/15	18/16/13

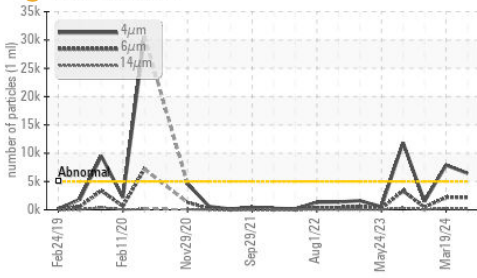
FLUID DEGRADATION

	method	limit/base	current	history1	history2
Acid Number (AN)	mg KOH/g	ASTM D8045 0.05	0.24	0.19	0.12

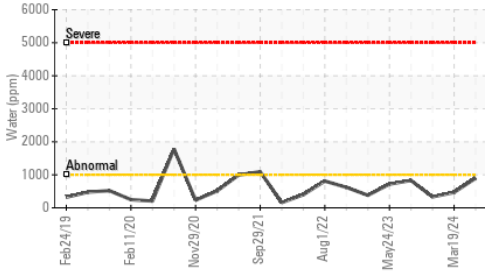


OIL ANALYSIS REPORT

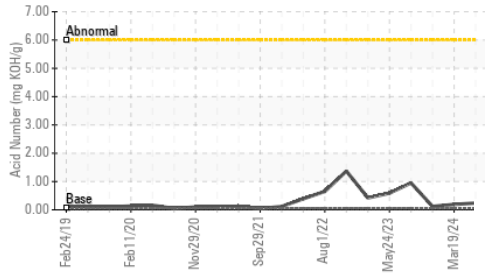
Particle Trend



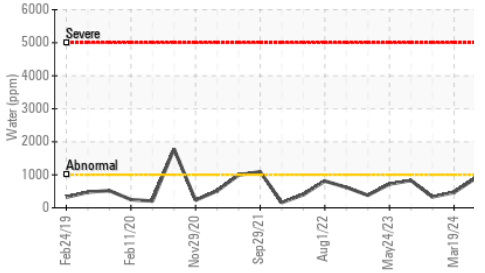
Water (KF)



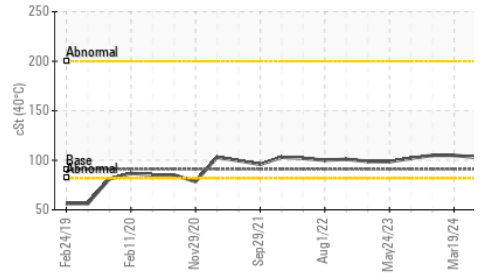
Acid Number



Water (KF)



Viscosity @ 40°C



VISUAL	method	limit/base	current	history1	history2
White Metal	scalar	*Visual	NONE	NONE	NONE
Yellow Metal	scalar	*Visual	NONE	NONE	NONE
Precipitate	scalar	*Visual	NONE	NONE	NONE
Silt	scalar	*Visual	NONE	NONE	NONE
Debris	scalar	*Visual	NONE	NONE	NONE
Sand/Dirt	scalar	*Visual	NONE	NONE	NONE
Appearance	scalar	*Visual	NORML	NORML	NORML
Odor	scalar	*Visual	NORML	NORML	NORML
Emulsified Water	scalar	*Visual	>.1	NEG	NEG
Free Water	scalar	*Visual		NEG	NEG

FLUID PROPERTIES	method	limit/base	current	history1	history2
Visc @ 40°C	cSt	ASTM D445 91	103	105	105

SAMPLE IMAGES	method	limit/base	current	history1	history2
---------------	--------	------------	---------	----------	----------

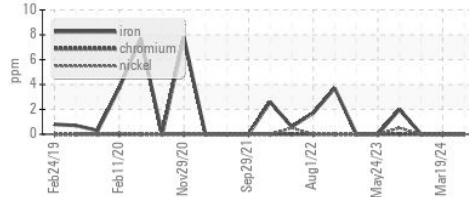
Color

Bottom

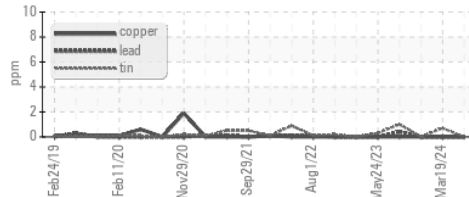


GRAPHS

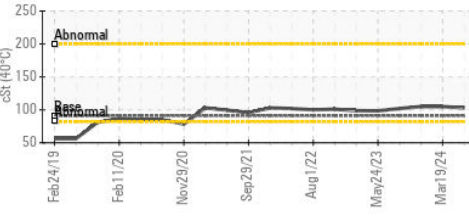
Ferrous Alloys



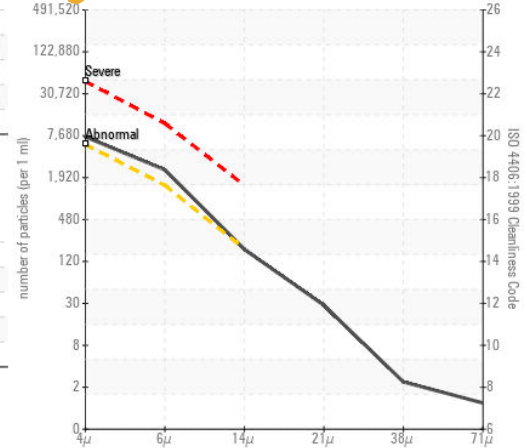
Non-ferrous Metals



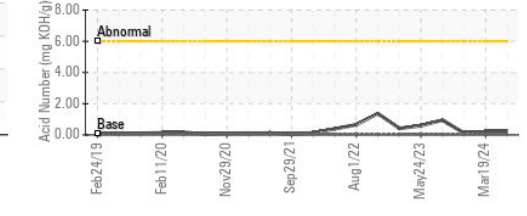
Viscosity @ 40°C



Particle Count



Acid Number



Certificate L2367

Laboratory : WearCheck USA - 501 Madison Ave., Cary, NC 27513
 Sample No. : USPM37855
 Lab Number : 06219745
 Unique Number : 11097942
 Test Package : IND 2

Received : 25 Jun 2024
 Tested : 26 Jun 2024
 Diagnosed : 26 Jun 2024 - Doug Bogart

SMITHFIELD FOODS - GRAYSON
 800 C W STEVENS BLVD
 GRAYSON, KY
 US 41143
 Contact:

To discuss this sample report, contact Customer Service at 1-800-237-1369.

* - Denotes test methods that are outside of the ISO 17025 scope of accreditation.

Statements of conformity to specifications are based on the simple acceptance decision rule (JCGM 106:2012)

T:
F: