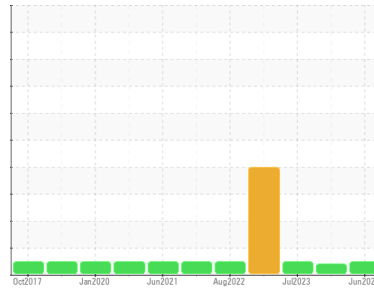




OIL ANALYSIS REPORT

Sample Rating Trend



NORMAL



Machine Id
KAESER 5892876 - CINTAS (S/N 1359)
 Component
Compressor
 Fluid
KAESER SIGMA (OEM) S-460 (3 GAL)

DIAGNOSIS

Recommendation

Resample at the next service interval to monitor.

Wear

All component wear rates are normal.

Contamination

There is no indication of any contamination in the oil.

Fluid Condition

The AN level is acceptable for this fluid. The condition of the oil is suitable for further service.

SAMPLE INFORMATION

	method	limit/base	current	history1	history2
Sample Number	Client Info		WC0863576	WC0887762	WC0825912
Sample Date	Client Info		17 Jun 2024	11 Jan 2024	07 Jul 2023
Machine Age	hrs	Client Info	39478	35982	32593
Oil Age	hrs	Client Info	3496	6500	3100
Oil Changed	Client Info		N/A	Changed	Not Chngd
Sample Status			NORMAL	ATTENTION	NORMAL

CONTAMINATION

	method	limit/base	current	history1	history2
Water	WC Method	>0.05	NEG	NEG	NEG

WEAR METALS

	method	limit/base	current	history1	history2	
Iron	ppm	ASTM D5185m	>50	0	0	0
Chromium	ppm	ASTM D5185m	>10	0	0	0
Nickel	ppm	ASTM D5185m	>3	<1	0	0
Titanium	ppm	ASTM D5185m	>3	0	0	<1
Silver	ppm	ASTM D5185m	>2	0	0	0
Aluminum	ppm	ASTM D5185m	>10	0	0	0
Lead	ppm	ASTM D5185m	>10	0	<1	0
Copper	ppm	ASTM D5185m	>50	33	18	23
Tin	ppm	ASTM D5185m	>10	0	<1	0
Vanadium	ppm	ASTM D5185m		0	0	<1
Cadmium	ppm	ASTM D5185m		0	0	0

ADDITIVES

	method	limit/base	current	history1	history2	
Boron	ppm	ASTM D5185m		0	0	0
Barium	ppm	ASTM D5185m	90	0	0	<1
Molybdenum	ppm	ASTM D5185m		0	0	0
Manganese	ppm	ASTM D5185m		<1	<1	0
Magnesium	ppm	ASTM D5185m	90	0	<1	0
Calcium	ppm	ASTM D5185m	2	0	1	0
Phosphorus	ppm	ASTM D5185m		0	0	0
Zinc	ppm	ASTM D5185m		20	25	37
Sulfur	ppm	ASTM D5185m		20702	16744	19631

CONTAMINANTS

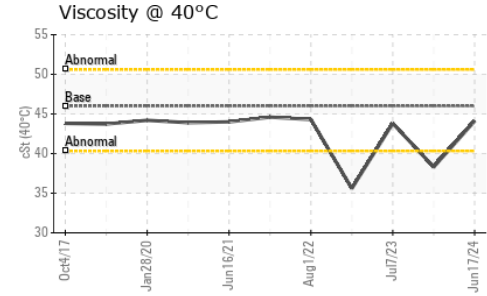
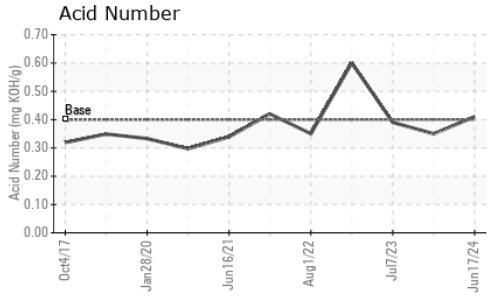
	method	limit/base	current	history1	history2	
Silicon	ppm	ASTM D5185m	>25	0	<1	0
Sodium	ppm	ASTM D5185m		2	<1	<1
Potassium	ppm	ASTM D5185m	>20	<1	<1	0

FLUID DEGRADATION

	method	limit/base	current	history1	history2	
Acid Number (AN)	mg KOH/g	ASTM D8045	0.4	0.41	0.35	0.39




OIL ANALYSIS REPORT



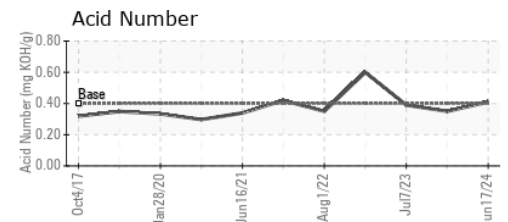
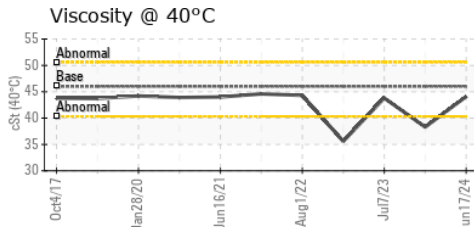
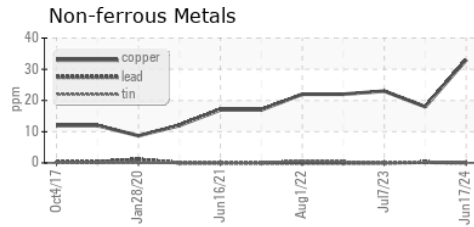
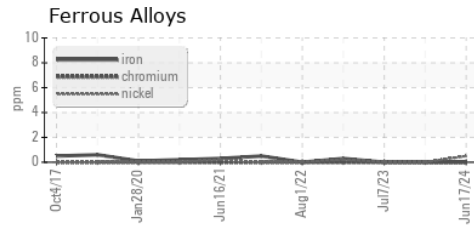
VISUAL	method	limit/base	current	history1	history2
White Metal	scalar	*Visual	NONE	NONE	NONE
Yellow Metal	scalar	*Visual	NONE	NONE	NONE
Precipitate	scalar	*Visual	NONE	NONE	NONE
Silt	scalar	*Visual	NONE	NONE	NONE
Debris	scalar	*Visual	NONE	NONE	NONE
Sand/Dirt	scalar	*Visual	NONE	NONE	NONE
Appearance	scalar	*Visual	NORML	NORML	NORML
Odor	scalar	*Visual	NORML	NORML	NORML
Emulsified Water	scalar	*Visual	>0.05	NEG	NEG
Free Water	scalar	*Visual		NEG	NEG

FLUID PROPERTIES	method	limit/base	current	history1	history2
Visc @ 40°C	cSt	ASTM D445 46	44.1	38.3	43.8

SAMPLE IMAGES	method	limit/base	current	history1	history2
---------------	--------	------------	---------	----------	----------



GRAPHS



Laboratory : WearCheck USA - 501 Madison Ave., Cary, NC 27513
Sample No. : WC0863576 **Received** : 25 Jun 2024
Lab Number : **06219851** **Tested** : 26 Jun 2024
Unique Number : 11098048 **Diagnosed** : 26 Jun 2024 - Sean Felton
Test Package : IND 2

ELEVATED INDUSTRIAL SOLUTIONS - EIS
 302 HUGHES ST
 FOUNTAIN INN, SC
 US 29644
 Contact: DARRIN WARD
 dward@elevatedindustrial.com

To discuss this sample report, contact Customer Service at 1-800-237-1369.
 * - Denotes test methods that are outside of the ISO 17025 scope of accreditation.
 Statements of conformity to specifications are based on the simple acceptance decision rule (JCGM 106:2012) F: (864)862-7653